

ABBVIE INC. FUTURE (ABVF) - EUX/202412

2024/04/26 18:30:45

Price
163.8892 USD

Difference  -3.59% (-6.11)

General attributes

Symbol	ABVFZ24
Exchange	Eurex
Currency	USD
Security type	Future
Underlying	ABBVIE INC.
Maturity	12-2024
Contract size	100

Market data

Bid (Bid size)	- USD (-)
Ask (Ask size)	- USD (-)
Open	163.8892 USD
High	163.8892 USD
Low	163.8892 USD
Close (prev. day)	169.9975 USD
Underlying	ABBVIE INC.
Underlying price (date)	157.75 (24/04/26)
Settlement price (date)	163.89 (24/04/26)
Open Interest	0

Performance and Risk

	6m	1Y	3Y
Perf (%)	+13.71%	+1.03%	-
Perf (abs.)	+20.50	+1.73	-
Beta	-	-	-
Volatility	20.42	22.17	-

Futures and Options

Related Futures	-
Related Options	-












Information about previous performance does not guarantee future performance.
Source: FactSet

Price data

Ø price 5 days Ø volume 5 days (pcs.)	170.9291 USD (0)
Ø price 30 days Ø volume 30 days (pcs.)	175.4519 USD (0)
Ø price 100 days Ø volume 100 days (pcs.)	170.0673 USD (0)
Ø price 250 days Ø volume 250 days (pcs.)	155.5598 USD (0)
YTD High date	184.5533 USD (2024/03/12)
YTD Low date	159.9667 USD (2024/01/02)
52 Weeks High date	184.5533 USD (2024/03/12)
52 Weeks Low date	73.3962 USD (2023/12/14)

Recent Research

on underlying	on sector	on market	
Date		Headline	Download
2024/04/26		Global Equity Ratings	
2024/04/03		Global Equity Ratings	
2024/03/13		Global Equity Ratings	
2024/02/22		Global Equity Ratings	
2024/02/14		Global Equity Ratings	