

SIKA AG FUTURE (SIKH) - EUX/202412

2024/05/02 18:24:08

Price
265.5848 CHFDifference  0.01% (0.02)

General attributes

Symbol	SIKHZ24
Exchange	Eurex
Currency	CHF
Security type	Future
Underlying	SIKA AG
Maturity	12-2024
Contract size	100

Market data

Bid (Bid size)	- CHF (-)
Ask (Ask size)	- CHF (-)
Open	265.5848 CHF
High	265.5848 CHF
Low	265.5848 CHF
Close (prev. day)	265.5647 CHF
Underlying	SIKA AG
Underlying price (date)	267.70 (24/05/03)
Settlement price (date)	265.58 (24/05/02)
Open Interest	0

Performance and Risk

	6m	1Y	3Y
Perf (%)	+17.94%	+7.25%	-
Perf (abs.)	+40.40	+17.95	-
Beta	-	-	-
Volatility	22.88	24.47	-

Futures and Options

Related Futures	-
Related Options	-

5Y












Information about previous performance does not guarantee future performance.
Source: FactSet

Price data

Ø price 5 days Ø volume 5 days (pcs.)	266.0006 CHF (0)
Ø price 30 days Ø volume 30 days (pcs.)	265.9659 CHF (0)
Ø price 100 days Ø volume 100 days (pcs.)	256.9109 CHF (0)
Ø price 250 days Ø volume 250 days (pcs.)	250.9550 CHF (0)
YTD High date	274.8467 CHF (2024/01/02)
YTD Low date	232.3105 CHF (2024/01/22)
52 Weeks High date	283.6109 CHF (2023/08/04)
52 Weeks Low date	212.4687 CHF (2023/10/26)

Recent Research

on underlying	on sector	on market	
Date		Headline	Download
2022/12/19		Global Equity Ratings	
2022/11/28		Global Equity Ratings	
2022/11/18		Global Equity Ratings	
2022/10/31		Global Equity Ratings	
2022/10/05		Global Equity Ratings	