

LONZA GROUP AG FUTURE (LONG) - EUX/202412

2024/10/18 19:07:17

Price
553.022 CHFDifference  0.03% (0.17)

General attributes

Symbol	LONGZ24
Exchange	Eurex
Currency	CHF
Security type	Future
Underlying	LONZA GROUP AG
Maturity	12-2024
Contract size	100

Market data

Bid (Bid size)	- CHF (-)
Ask (Ask size)	- CHF (-)
Open	553.022 CHF
High	553.022 CHF
Low	553.022 CHF
Close (prev. day)	552.8507 CHF
Underlying	LONZA GROUP AG
Underlying price (date)	552.00 (24/10/18)
Settlement price (date)	553.02 (24/10/18)
Open Interest	750

Performance and Risk

	6m	1Y	3Y
Perf (%)	+8.14%	+58.34%	-
Perf (abs.)	+41.65	+203.76	-
Beta	-	-	-
Volatility	25.21	28.87	-

Futures and Options

Related Futures	-
Related Options	-












5Y

Information about previous performance does not guarantee future performance.
Source: FactSet

Price data

Ø price 5 days Ø volume 5 days (pcs.)	544.592 CHF (150)
Ø price 30 days Ø volume 30 days (pcs.)	538.521 CHF (25)
Ø price 100 days Ø volume 100 days (pcs.)	530.351 CHF (8)
Ø price 250 days Ø volume 250 days (pcs.)	472.879 CHF (3)
YTD High date	589.952 CHF (2024/07/31)
YTD Low date	345.793 CHF (2024/01/05)
52 Weeks High date	589.952 CHF (2024/07/31)
52 Weeks Low date	314.711 CHF (2023/10/30)

Recent Research

on sector		on market	
Date		Headline	Download
2024/09/27		Global Equity Ratings	
2024/09/11		Global Equity Ratings	
2024/09/05		Global Equity Ratings	
2024/08/12		Global Equity Ratings	
2024/07/24		Global Equity Ratings	