

LONZA GROUP AG FUTURE (LONG) - EUX/202412

2024/09/18 18:41:03

Price
535.5561 CHF

Difference  -0.96% (-5.21)

General attributes

Symbol	LONGZ24
Exchange	Eurex
Currency	CHF
Security type	Future
Underlying	LONZA GROUP AG
Maturity	12-2024
Contract size	100

Market data

Bid (Bid size)	- CHF (-)
Ask (Ask size)	- CHF (-)
Open	535.5561 CHF
High	535.5561 CHF
Low	535.5561 CHF
Close (prev. day)	540.7682 CHF
Underlying	LONZA GROUP AG
Underlying price (date)	534.20 (24/09/18)
Settlement price (date)	535.56 (24/09/18)
Open Interest	0

Performance and Risk

	6m	1Y	3Y
Perf (%)	+13.56%	+6.81%	-
Perf (abs.)	+64.58	+34.48	-
Beta	-	-	-
Volatility	26.89	34.50	-

Futures and Options

Related Futures	-
Related Options	-












5Y

Information about previous performance does not guarantee future performance.
 Source: FactSet

Price data

Ø price 5 days Ø volume 5 days (pcs.)	547.9550 CHF (0)
Ø price 30 days Ø volume 30 days (pcs.)	552.2124 CHF (0)
Ø price 100 days Ø volume 100 days (pcs.)	525.9560 CHF (0)
Ø price 250 days Ø volume 250 days (pcs.)	460.2849 CHF (0)
YTD High date	589.9522 CHF (2024/07/31)
YTD Low date	345.7929 CHF (2024/01/05)
52 Weeks High date	589.9522 CHF (2024/07/31)
52 Weeks Low date	314.7113 CHF (2023/10/30)

Recent Research

on sector	on market		
Date		Headline	Download
2024/09/11		Global Equity Ratings	
2024/09/05		Global Equity Ratings	
2024/08/12		Global Equity Ratings	
2024/07/24		Global Equity Ratings	
2024/07/12		Global Equity Ratings	