

FACEBOOK INC FUTURE (FBUF) - EUX/202412

2024/09/02 14:18:50

Price
524.8139 USD

Difference  0.00% (0.00)

General attributes

Symbol	FBUFZ24
Exchange	Eurex
Currency	USD
Security type	Future
Underlying	META PLATFORMS INC. CLASS A
Maturity	12-2024
Contract size	100

Market data

Bid (Bid size)	- USD (-)
Ask (Ask size)	- USD (-)
Open	524.8139 USD
High	524.8139 USD
Low	524.8139 USD
Close (prev. day)	524.8139 USD
Underlying	META PLATFORMS INC. CLASS A
Underlying price (date)	521.31 (24/08/30)
Settlement price (date)	524.81 (24/09/02)
Open Interest	0

Performance and Risk

	6m	1Y	3Y
Perf (%)	+0.95%	+64.81%	-
Perf (abs.)	+4.92	+206.37	-
Beta	-	-	-
Volatility	35.78	36.37	-

Futures and Options

Related Futures	-
Related Options	-












Information about previous performance does not guarantee future performance.
Source: FactSet

Price data

Ø price 5 days Ø volume 5 days (pcs.)	526.7683 USD (0)
Ø price 30 days Ø volume 30 days (pcs.)	514.4450 USD (0)
Ø price 100 days Ø volume 100 days (pcs.)	504.7198 USD (0)
Ø price 250 days Ø volume 250 days (pcs.)	444.7115 USD (0)
YTD High date	548.2247 USD (2024/08/15)
YTD Low date	362.5959 USD (2024/01/02)
52 Weeks High date	548.2247 USD (2024/08/15)
52 Weeks Low date	306.9170 USD (2023/10/26)

Recent Research

on underlying	on sector	on market	
Date		Headline	Download
2024/08/12		Global Equity Ratings	
2024/07/24		Global Equity Ratings	
2024/07/12		Global Equity Ratings	
2024/06/21		Global Equity Ratings	
2024/06/14		Global Equity Ratings	