

FACEBOOK INC FUTURE (FBUF) - EUX/202412

2024/07/16 18:50:17

Price
501.7003 USD

Difference  -1.98% (-10.16)

General attributes

Symbol	FBUFZ24
Exchange	Eurex
Currency	USD
Security type	Future
Underlying	META PLATFORMS INC. CLASS A
Maturity	12-2024
Contract size	100

Market data

Bid (Bid size)	- USD (-)
Ask (Ask size)	- USD (-)
Open	501.7003 USD
High	501.7003 USD
Low	501.7003 USD
Close (prev. day)	511.8598 USD
Underlying	META PLATFORMS INC. CLASS A
Underlying price (date)	469.59 (24/07/17)
Settlement price (date)	501.70 (24/07/16)
Open Interest	0

Performance and Risk

	6m	1Y	3Y
Perf (%)	+29.31%	+48.60%	-
Perf (abs.)	+113.71	+164.07	-
Beta	-	-	-
Volatility	42.68	36.79	-

Futures and Options

Related Futures	-
Related Options	-






Information about previous performance does not guarantee future performance.
Source: FactSet

Price data

Ø price 5 days Ø volume 5 days (pcs.)	521.0664 USD (0)
Ø price 30 days Ø volume 30 days (pcs.)	519.9361 USD (0)
Ø price 100 days Ø volume 100 days (pcs.)	507.8223 USD (0)
Ø price 250 days Ø volume 250 days (pcs.)	419.3267 USD (0)
YTD High date	547.3957 USD (2024/07/10)
YTD Low date	362.5959 USD (2024/01/02)
52 Weeks High date	547.3957 USD (2024/07/10)
52 Weeks Low date	299.5307 USD (2023/08/18)

Recent Research

on underlying	on sector	on market	
Date		Headline	Download
2024/07/12		Global Equity Ratings	
2024/06/21		Global Equity Ratings	
2024/06/14		Global Equity Ratings	
2024/05/29		Global Equity Ratings	
2024/04/26		Global Equity Ratings	