

# FACEBOOK INC FUTURE (FBUF) - EUX/202412

2024/04/19 18:41:51

**Price**  
**504.7837** USD

**Difference**  **-4.23% (-22.27)**

**General attributes**

Symbol	FBUFZ24
Exchange	Eurex
Currency	USD
Security type	Future
Underlying	META PLATFORMS INC. CLASS A
Maturity	12-2024
Contract size	100

**Market data**

Bid (Bid size)	- USD (-)
Ask (Ask size)	- USD (-)
Open	504.7837 USD
High	504.7837 USD
Low	504.7837 USD
Close (prev. day)	527.0537 USD
Underlying	META PLATFORMS INC. CLASS A
Underlying price (date)	481.07 (24/04/19)
Settlement price (date)	504.78 (24/04/19)
Open Interest	0

**Performance and Risk**

	6m	1Y	3Y
Perf (%)	+48.66%	+116.18%	-
Perf (abs.)	+165.23	+271.28	-
Beta	-	-	-
Volatility	39.18	35.93	-

**Futures and Options**

Related Futures	-
Related Options	-

5Y












Information about previous performance does not guarantee future performance.  
 Source: FactSet

**Price data**

Ø price 5 days   Ø volume 5 days (pcs.)	517.8252 USD (0)
Ø price 30 days   Ø volume 30 days (pcs.)	522.5566 USD (0)
Ø price 100 days   Ø volume 100 days (pcs.)	448.6088 USD (0)
Ø price 250 days   Ø volume 250 days (pcs.)	368.5758 USD (0)
YTD High   date	547.0533 USD (2024/04/05)
YTD Low   date	362.5959 USD (2024/01/02)
52 Weeks High   date	547.0533 USD (2024/04/05)
52 Weeks Low   date	226.0418 USD (2023/04/25)

**Recent Research**

on underlying	on sector	on market	
Date		Headline	Download
2024/04/03		Global Equity Ratings	
2024/03/13		Global Equity Ratings	
2024/02/22		Global Equity Ratings	
2024/02/14		Global Equity Ratings	
2024/01/23		Global Equity Ratings	