

SSAB AB B AKTIE FUTURE (SSBF) - EUX/202412

2024/10/18 19:07:34

Price
4.2435 EURDifference  1.19% (0.05)

General attributes

Symbol	SSBFZ24
Exchange	Eurex
Currency	EUR
Security type	Future
Underlying	SSAB AB SER. B
Maturity	12-2024
Contract size	100

Market data

Bid (Bid size)	- EUR (-)
Ask (Ask size)	- EUR (-)
Open	4.2435 EUR
High	4.2435 EUR
Low	4.2435 EUR
Close (prev. day)	4.1938 EUR
Underlying	SSAB AB SER. B
Underlying price (date)	48.17 (24/10/18)
Settlement price (date)	4.24 (24/10/18)
Open Interest	0

Performance and Risk

	6m	1Y	3Y
Perf (%)	-18.47%	-8.77%	-
Perf (abs.)	-0.96	-0.41	-
Beta	-	-	-
Volatility	27.69	31.77	-

Futures and Options

Related Futures	-
Related Options	-












5Y

Information about previous performance does not guarantee future performance.
Source: FactSet

Price data

Ø price 5 days Ø volume 5 days (pcs.)	4.2187 EUR (0)
Ø price 30 days Ø volume 30 days (pcs.)	4.3001 EUR (0)
Ø price 100 days Ø volume 100 days (pcs.)	4.6690 EUR (0)
Ø price 250 days Ø volume 250 days (pcs.)	5.5807 EUR (0)
YTD High date	7.3158 EUR (2024/02/16)
YTD Low date	3.9349 EUR (2024/09/11)
52 Weeks High date	7.3158 EUR (2024/02/16)
52 Weeks Low date	3.9349 EUR (2024/09/11)

Recent Research

on sector			
Date		Headline	Download
2024/09/27		Global Equity Ratings	
2024/09/11		Global Equity Ratings	
2024/09/05		Global Equity Ratings	
2024/08/12		Global Equity Ratings	
2024/07/24		Global Equity Ratings	