

SSAB AB B AKTIE FUTURE (SSBF) - EUX/202412

2024/04/26 18:36:08

Price
5.4044 EURDifference  0.27% (0.01)

General attributes

Symbol	SSBFZ24
Exchange	Eurex
Currency	EUR
Security type	Future
Underlying	SSAB AB SER. B
Maturity	12-2024
Contract size	100

Market data

Bid (Bid size)	- EUR (-)
Ask (Ask size)	- EUR (-)
Open	5.4044 EUR
High	5.4044 EUR
Low	5.4044 EUR
Close (prev. day)	5.3897 EUR
Underlying	SSAB AB SER. B
Underlying price (date)	61.70 (24/04/26)
Settlement price (date)	5.40 (24/04/26)
Open Interest	0

Performance and Risk

	6m	1Y	3Y
Perf (%)	+16.95%	-1.68%	-
Perf (abs.)	+0.78	-0.09	-
Beta	-	-	-
Volatility	32.76	37.87	-

Futures and Options

Related Futures	-
Related Options	-











5Y

Information about previous performance does not guarantee future performance.
Source: FactSet

Price data

Ø price 5 days Ø volume 5 days (pcs.)	5.2126 EUR (0)
Ø price 30 days Ø volume 30 days (pcs.)	6.0025 EUR (0)
Ø price 100 days Ø volume 100 days (pcs.)	6.4441 EUR (0)
Ø price 250 days Ø volume 250 days (pcs.)	5.8458 EUR (0)
YTD High date	7.3158 EUR (2024/02/16)
YTD Low date	5.1244 EUR (2024/04/22)
52 Weeks High date	7.3158 EUR (2024/02/16)
52 Weeks Low date	4.2041 EUR (2023/10/23)

Recent Research

on sector			
Date		Headline	Download
2024/04/26		Global Equity Ratings	
2024/04/03		Global Equity Ratings	
2024/03/13		Global Equity Ratings	
2024/02/22		Global Equity Ratings	
2024/02/14		Global Equity Ratings	