

FRESENIUS SE & CO. KGAA FUTURE (FREH) - EUX/202412

2024/09/17 18:45:55

Price
34.7788 EURDifference  1.16% (0.40)

General attributes

Symbol	FREHZ24
Exchange	Eurex
Currency	EUR
Security type	Future
Underlying	FRESENIUS SE & CO. KGAA
Maturity	12-2024
Contract size	100

Market data

Bid (Bid size)	- EUR (-)
Ask (Ask size)	- EUR (-)
Open	34.7788 EUR
High	34.7788 EUR
Low	34.7788 EUR
Close (prev. day)	34.3783 EUR
Underlying	FRESENIUS SE & CO. KGAA
Underlying price (date)	34.21 (24/09/18)
Settlement price (date)	34.78 (24/09/17)
Open Interest	0

Performance and Risk

	6m	1Y	3Y
Perf (%)	+35.13%	+13.16%	-
Perf (abs.)	+9.04	+4.04	-
Beta	-	-	-
Volatility	20.64	24.05	-

Futures and Options

Related Futures	-
Related Options	-

5Y












Information about previous performance does not guarantee future performance.
Source: FactSet

Price data

Ø price 5 days Ø volume 5 days (pcs.)	34.4485 EUR (0)
Ø price 30 days Ø volume 30 days (pcs.)	33.1816 EUR (0)
Ø price 100 days Ø volume 100 days (pcs.)	30.8597 EUR (0)
Ø price 250 days Ø volume 250 days (pcs.)	28.8125 EUR (0)
YTD High date	34.8635 EUR (2024/09/13)
YTD Low date	25.2519 EUR (2024/03/25)
52 Weeks High date	34.8635 EUR (2024/09/13)
52 Weeks Low date	25.0762 EUR (2023/10/31)

Recent Research

on underlying	on sector	on market	
Date		Headline	Download
2022/05/04		Global Equity Ratings	
2022/04/27		Global Equity Ratings	
2022/04/14		Global Equity Ratings	
2022/03/29		Global Equity Ratings	
2022/03/10		Global Equity Ratings	