

SCHOELLER-BLECKM. OILF. EQU.AG FUTURE (SBOI) - EUX/202412

2024/09/17 18:46:12

Price
29.7902 EURDifference  -0.68% (-0.21)

General attributes

| | |
|---------------|---|
| Symbol | SBOIZ24 |
| Exchange | Eurex |
| Currency | EUR |
| Security type | Future |
| Underlying | SCHOELLER-BLECKMANN OILFIELD EQUIPMENT AG |
| Maturity | 12-2024 |
| Contract size | 100 |

Market data

| | |
|-------------------------|---|
| Bid (Bid size) | - EUR (-) |
| Ask (Ask size) | - EUR (-) |
| Open | 29.7902 EUR |
| High | 29.7902 EUR |
| Low | 29.7902 EUR |
| Close (prev. day) | 29.9952 EUR |
| Underlying | SCHOELLER-BLECKMANN OILFIELD EQUIPMENT AG |
| Underlying price (date) | 29.85 (24/09/18) |
| Settlement price (date) | 29.79 (24/09/17) |
| Open Interest | 0 |

Performance and Risk

| | 6m | 1Y | 3Y |
|-------------|---------|---------|----|
| Perf (%) | -26.94% | -48.25% | - |
| Perf (abs.) | -10.99 | -27.77 | - |
| Beta | - | - | - |
| Volatility | 32.85 | 29.56 | - |

Futures and Options

| | |
|-----------------|---|
| Related Futures | - |
| Related Options | - |

5Y













Information about previous performance does not guarantee future performance.
Source: FactSet

Price data

| | |
|---|--------------------------|
| Ø price 5 days Ø volume 5 days (pcs.) | 29.9816 EUR (0) |
| Ø price 30 days Ø volume 30 days (pcs.) | 32.3738 EUR (0) |
| Ø price 100 days Ø volume 100 days (pcs.) | 37.5080 EUR (0) |
| Ø price 250 days Ø volume 250 days (pcs.) | 41.9550 EUR (0) |
| YTD High date | 48.1171 EUR (2024/04/12) |
| YTD Low date | 29.7902 EUR (2024/09/17) |
| 52 Weeks High date | 57.3624 EUR (2023/09/19) |
| 52 Weeks Low date | 29.7902 EUR (2024/09/17) |

Recent Research

| on sector | | on market | |
|------------|---|-----------------------|---|
| Date | | Headline | Download |
| 2024/09/11 |  | Global Equity Ratings |  |
| 2024/09/05 |  | Global Equity Ratings |  |
| 2024/08/12 |  | Global Equity Ratings |  |
| 2024/07/24 |  | Global Equity Ratings |  |
| 2024/07/12 |  | Global Equity Ratings |  |