

FUCHS PETROLUB SE FUTURE (FPEG) - EUX/202412

2024/07/30 18:42:44

Price
40.5814 EUR

Difference  6.49% (2.47)

General attributes

Symbol	FPEGZ24
Exchange	Eurex
Currency	EUR
Security type	Future
Underlying	FUCHS SE VZ.
Maturity	12-2024
Contract size	100

Market data

Bid (Bid size)	- EUR (-)
Ask (Ask size)	- EUR (-)
Open	40.5814 EUR
High	40.5814 EUR
Low	40.5814 EUR
Close (prev. day)	38.1074 EUR
Underlying	FUCHS SE VZ.
Underlying price (date)	40.02 (24/07/31)
Settlement price (date)	40.58 (24/07/30)
Open Interest	0

Performance and Risk

	6m	1Y	3Y
Perf (%)	-2.23%	+4.81%	-
Perf (abs.)	-0.92	+1.86	-
Beta	-	-	-
Volatility	23.35	22.89	-

Futures and Options

Related Futures	-
Related Options	-

5Y












Information about previous performance does not guarantee future performance.
Source: FactSet

Price data

Ø price 5 days Ø volume 5 days (pcs.)	38.8952 EUR (0)
Ø price 30 days Ø volume 30 days (pcs.)	42.1789 EUR (0)
Ø price 100 days Ø volume 100 days (pcs.)	44.1397 EUR (0)
Ø price 250 days Ø volume 250 days (pcs.)	41.0495 EUR (0)
YTD High date	47.0673 EUR (2024/04/05)
YTD Low date	37.7080 EUR (2024/07/25)
52 Weeks High date	47.0673 EUR (2024/04/05)
52 Weeks Low date	35.0400 EUR (2023/10/26)

Recent Research

on sector		on market	
Date		Headline	Download
2024/07/24		Global Equity Ratings	
2024/07/12		Global Equity Ratings	
2024/06/21		Global Equity Ratings	
2024/06/14		Global Equity Ratings	
2024/05/29		Global Equity Ratings	