


NETFLIX INC. FUTURE (NTFF) - EUX/202412

2024/07/18 18:34:21

Price
656.8126 USD
 Difference  -0.41% (-2.67)

General attributes	
Symbol	NTFFZ24
Exchange	Eurex
Currency	USD
Security type	Future
Underlying	NETFLIX INC
Maturity	12-2024
Contract size	100

Market data	
Bid (Bid size)	- USD (-)
Ask (Ask size)	- USD (-)
Open	656.8126 USD
High	656.8126 USD
Low	656.8126 USD
Close (prev. day)	659.4858 USD
Underlying	NETFLIX INC
Underlying price (date)	643.04 (24/07/18)
Settlement price (date)	656.81 (24/07/18)
Open Interest	0

Performance and Risk			
	6m	1Y	3Y
Perf (%)	+30.63%	+35.19%	-
Perf (abs.)	+154.63	+171.66	-
Beta	-	-	-
Volatility	31.82	34.55	-



Futures and Options	
Related Futures	-
Related Options	-



Information about previous performance does not guarantee future performance.
 Source: FactSet

Price data	
Ø price 5 days Ø volume 5 days (pcs.)	670.0546 USD (0)
Ø price 30 days Ø volume 30 days (pcs.)	687.1793 USD (0)
Ø price 100 days Ø volume 100 days (pcs.)	650.4567 USD (0)
Ø price 250 days Ø volume 250 days (pcs.)	550.5650 USD (0)
YTD High date	714.6424 USD (2024/07/05)
YTD Low date	494.8590 USD (2024/01/03)
52 Weeks High date	714.6424 USD (2024/07/05)
52 Weeks Low date	161.5284 USD (2023/12/14)

Recent Research

on underlying	on sector	on market	
Date		Headline	Download
2024/07/12		Global Equity Ratings	
2024/06/21		Global Equity Ratings	
2024/06/14		Global Equity Ratings	
2024/05/29		Global Equity Ratings	
2024/04/26		Global Equity Ratings	