

# NETFLIX INC. FUTURE (NTFF) - EUX/202412

2024/06/28 18:40:58

**Price**  
**698.183** USD  
 Difference  -0.19% (-1.30)

General attributes	
Symbol	NTFFZ24
Exchange	Eurex
Currency	USD
Security type	Future
Underlying	NETFLIX INC
Maturity	12-2024
Contract size	100

Market data	
Bid (Bid size)	- USD (-)
Ask (Ask size)	- USD (-)
Open	698.183 USD
High	698.183 USD
Low	698.183 USD
Close (prev. day)	699.4854 USD
Underlying	NETFLIX INC
Underlying price (date)	674.88 (24/06/28)
Settlement price (date)	698.18 (24/06/28)
Open Interest	0

Performance and Risk			
	6m	1Y	3Y
Perf (%)	+35.50%	+48.43%	-
Perf (abs.)	+182.94	+227.81	-
Beta	-	-	-
Volatility	31.53	34.26	-




Futures and Options	
Related Futures	-
Related Options	-



Information about previous performance does not guarantee future performance.  
 Source: FactSet

Price data	
Ø price 5 days   Ø volume 5 days (pcs.)	694.151 USD (0)
Ø price 30 days   Ø volume 30 days (pcs.)	676.386 USD (0)
Ø price 100 days   Ø volume 100 days (pcs.)	638.937 USD (0)
Ø price 250 days   Ø volume 250 days (pcs.)	539.587 USD (0)
YTD High   date	703.045 USD (2024/06/20)
YTD Low   date	494.859 USD (2024/01/03)
52 Weeks High   date	703.045 USD (2024/06/20)
52 Weeks Low   date	161.528 USD (2023/12/14)

Recent Research

on underlying	on sector	on market	
Date		Headline	Download
2024/06/21		Global Equity Ratings	
2024/06/14		Global Equity Ratings	
2024/05/29		Global Equity Ratings	
2024/04/26		Global Equity Ratings	
2024/04/03		Global Equity Ratings	