


NETFLIX INC. FUTURE (NTFF) - EUX/202412

2024/06/25 19:05:36

Price
686.7041 USD

Difference  **-0.32% (-2.19)**

General attributes

Symbol	NTFFZ24
Exchange	Eurex
Currency	USD
Security type	Future
Underlying	NETFLIX INC
Maturity	12-2024
Contract size	100

Market data

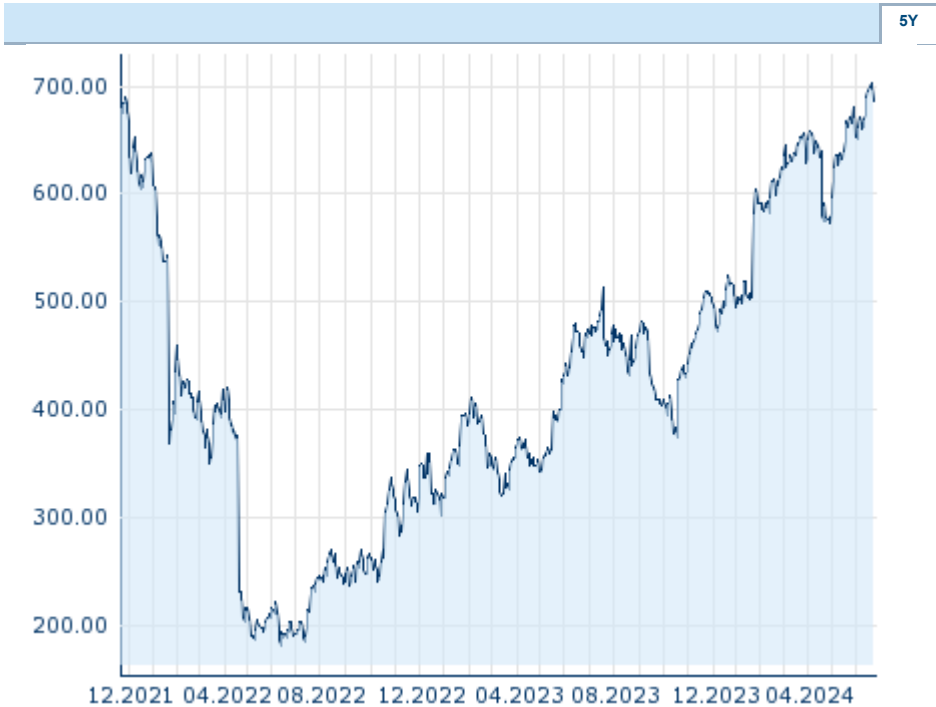
Bid (Bid size)	- USD (-)
Ask (Ask size)	- USD (-)
Open	686.7041 USD
High	686.7041 USD
Low	686.7041 USD
Close (prev. day)	688.8908 USD
Underlying	NETFLIX INC
Underlying price (date)	672.41 (24/06/25)
Settlement price (date)	686.70 (24/06/25)
Open Interest	0

Performance and Risk

	6m	1Y	3Y
Perf (%)	+33.30%	+51.87%	-
Perf (abs.)	+172.11	+235.30	-
Beta	-	-	-
Volatility	31.82	34.60	-

Futures and Options

Related Futures	-
Related Options	-




Information about previous performance does not guarantee future performance.
 Source: FactSet

Price data

Ø price 5 days Ø volume 5 days (pcs.)	698.4701 USD (0)
Ø price 30 days Ø volume 30 days (pcs.)	668.3779 USD (0)
Ø price 100 days Ø volume 100 days (pcs.)	634.6580 USD (0)
Ø price 250 days Ø volume 250 days (pcs.)	536.0201 USD (0)
YTD High date	703.0450 USD (2024/06/20)
YTD Low date	494.8590 USD (2024/01/03)
52 Weeks High date	703.0450 USD (2024/06/20)
52 Weeks Low date	161.5284 USD (2023/12/14)

Recent Research

on underlying	on sector	on market		
Date			Headline	Download
2024/06/21			Global Equity Ratings	
2024/06/14			Global Equity Ratings	
2024/05/29			Global Equity Ratings	
2024/04/26			Global Equity Ratings	
2024/04/03			Global Equity Ratings	