

NETFLIX INC. FUTURE (NTFF) - EUX/202412

2023/09/27 18:57:32

Price
405.8696 USDDifference  -0.78% (-3.19)

General attributes

Symbol	NTFFZ24
Exchange	Eurex
Currency	USD
Security type	Future
Underlying	NETFLIX INC
Maturity	12-2024
Contract size	100

Market data

Bid (Bid size)	- USD (-)
Ask (Ask size)	- USD (-)
Open	405.8696 USD
High	405.8696 USD
Low	405.8696 USD
Close (prev. day)	409.0547 USD
Underlying	NETFLIX INC
Underlying price (date)	377.59 (23/09/27)
Settlement price (date)	405.87 (23/09/27)
Open Interest	0

Performance and Risk

	6m	1Y	3Y
Perf (%)	+13.95%	+63.78%	-
Perf (abs.)	+49.67	+158.05	-
Beta	-	-	-
Volatility	35.94	44.88	60.62

Futures and Options

Related Futures	-
Related Options	-











5Y

Information about previous performance does not guarantee future performance.
Source: FactSet

Price data

Ø price 5 days Ø volume 5 days (pcs.)	409.3545 USD (0)
Ø price 30 days Ø volume 30 days (pcs.)	446.3516 USD (0)
Ø price 100 days Ø volume 100 days (pcs.)	447.8603 USD (0)
Ø price 250 days Ø volume 250 days (pcs.)	383.6032 USD (0)
YTD High date	514.0380 USD (2023/07/19)
YTD Low date	318.6586 USD (2023/01/02)
52 Weeks High date	514.0380 USD (2023/07/19)
52 Weeks Low date	240.3785 USD (2022/10/11)

Recent Research

on underlying	on sector	on market	
Date		Headline	Download
2023/09/08		Global Equity Ratings	
2023/08/22		Global Equity Ratings	
2023/08/17		Global Equity Ratings	
2023/08/09		Global Equity Ratings	
2023/07/21		Global Equity Ratings	