

# VISA INC. FUTURE (VISG) - EUX/202412

2024/05/28 18:39:39

**Price**  
278.2162 USD

**Difference**  -1.33% (-3.76)

### General attributes

Symbol	VISGZ24
Exchange	Eurex
Currency	USD
Security type	Future
Underlying	VISA INC.
Maturity	12-2024
Contract size	100

### Market data

Bid (Bid size)	- USD (-)
Ask (Ask size)	- USD (-)
Open	278.2162 USD
High	278.2162 USD
Low	278.2162 USD
Close (prev. day)	281.9773 USD
Underlying	VISA INC.
Underlying price (date)	270.98 (24/05/28)
Settlement price (date)	278.22 (24/05/28)
Open Interest	0

### Performance and Risk

	6m	1Y	3Y
Perf (%)	+4.37%	+15.08%	-
Perf (abs.)	+11.64	+36.46	-
Beta	-	-	-
Volatility	13.75	15.33	-

### Futures and Options

Related Futures	-
Related Options	-

5Y











Information about previous performance does not guarantee future performance.  
Source: FactSet

### Price data

Ø price 5 days   Ø volume 5 days (pcs.)	282.0376 USD (0)
Ø price 30 days   Ø volume 30 days (pcs.)	282.8336 USD (0)
Ø price 100 days   Ø volume 100 days (pcs.)	285.8429 USD (0)
Ø price 250 days   Ø volume 250 days (pcs.)	268.1925 USD (0)
YTD High   date	300.7872 USD (2024/03/21)
YTD Low   date	269.6026 USD (2024/01/03)
52 Weeks High   date	300.7872 USD (2024/03/21)
52 Weeks Low   date	232.2438 USD (2023/05/31)

### Recent Research

on underlying	on sector	on market	
Date		Headline	Download
2024/04/26		Global Equity Ratings	
2024/04/03		Global Equity Ratings	
2024/03/13		Global Equity Ratings	
2024/02/22		Global Equity Ratings	
2024/02/14		Global Equity Ratings	