

# DUFY AG FUTURE (DUFF) - EUX/202412

2024/07/17 18:45:33

Price  
**36.2965** CHF

Difference  -0.45% (-0.16)

### General attributes

Symbol	DUFFZ24
Exchange	Eurex
Currency	CHF
Security type	Future
Underlying	AVOLTA AG
Maturity	12-2024
Contract size	100

### Market data

Bid (Bid size)	- CHF (-)
Ask (Ask size)	- CHF (-)
Open	36.2965 CHF
High	36.2965 CHF
Low	36.2965 CHF
Close (prev. day)	36.4599 CHF
Underlying	AVOLTA AG
Underlying price (date)	36.12 (24/07/17)
Settlement price (date)	36.30 (24/07/17)
Open Interest	0

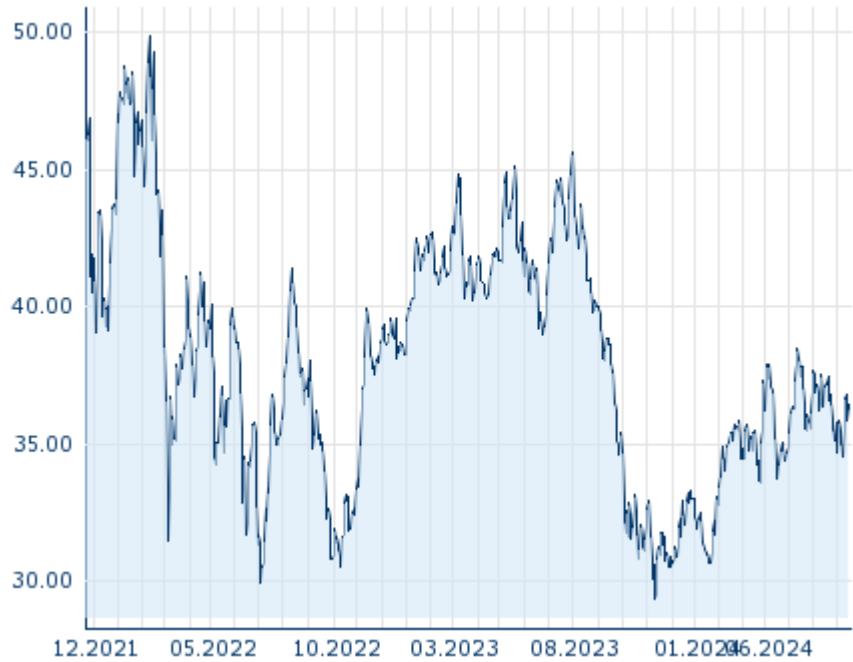
### Performance and Risk

	6m	1Y	3Y
Perf (%)	+17.30%	-17.53%	-
Perf (abs.)	+5.35	-7.72	-
Beta	-	-	-
Volatility	27.08	27.59	-

### Futures and Options

Related Futures	-
Related Options	-

5Y








Information about previous performance does not guarantee future performance.  
Source: FactSet

### Price data

Ø price 5 days   Ø volume 5 days (pcs.)	36.4187 CHF (0)
Ø price 30 days   Ø volume 30 days (pcs.)	36.2356 CHF (0)
Ø price 100 days   Ø volume 100 days (pcs.)	35.9219 CHF (0)
Ø price 250 days   Ø volume 250 days (pcs.)	35.2444 CHF (0)
YTD High   date	38.4561 CHF (2024/05/14)
YTD Low   date	30.6364 CHF (2024/01/23)
52 Weeks High   date	45.6687 CHF (2023/07/31)
52 Weeks Low   date	29.3511 CHF (2023/11/10)

### Recent Research

on sector		on market	
Date		Headline	Download
2024/07/12		Global Equity Ratings	
2024/06/21		Global Equity Ratings	
2024/06/14		Global Equity Ratings	
2024/05/29		Global Equity Ratings	
2024/04/26		Global Equity Ratings	