

BANCO SANTANDER S.A. (SANH) - EUX/20241220

2022/08/18 18:49:06

Price
2.4802 EURDifference  0.08% (0.00)

General attributes

Symbol	SANHZ24
Exchange	Eurex
Currency	EUR
Security type	Future
Underlying	BANCO SANTANDER SA
Maturity	12-2024
Contract size	100

Market data

Bid (Bid size)	- EUR (-)
Ask (Ask size)	- EUR (-)
Open	2.4802 EUR
High	2.4802 EUR
Low	2.4802 EUR
Close (prev. day)	2.4783 EUR
Underlying	BANCO SANTANDER SA
Underlying price (date)	2.6205 (22/08/18)
Settlement price (date)	2.48 (22/08/18)
Open Interest	0

Performance and Risk

	6m	1Y	3Y
Perf (%)	-17.94%	-	-
Perf (abs.)	-0.54	-	-
Beta	-	-	-
Volatility	46.15	43.61	43.61

Futures and Options

Related Futures	-
Related Options	-












5Y

Information about previous performance does not guarantee future performance.
Source: FactSet

Price data

Ø price 5 days Ø volume 5 days (pcs.)	2.4954 EUR (0)
Ø price 30 days Ø volume 30 days (pcs.)	2.3637 EUR (0)
Ø price 100 days Ø volume 100 days (pcs.)	2.6095 EUR (0)
Ø price 250 days Ø volume 250 days (pcs.)	- EUR (0)
YTD High date	3.1873 EUR (2022/02/11)
YTD Low date	2.1977 EUR (2022/07/14)
52 Weeks High date	3.1873 EUR (2022/02/11)
52 Weeks Low date	2.1977 EUR (2022/07/14)

Recent Research

on underlying	on sector	on market	
Date		Headline	Download
2022/05/04		Global Equity Ratings	
2022/04/27		Global Equity Ratings	
2022/04/14		Global Equity Ratings	
2022/03/29		Global Equity Ratings	
2022/03/10		Global Equity Ratings	