

GRIFOLS S.A. FUTURE (OZTH) - EUX/202412

2024/09/13 18:35:31

Price
10.3449 EURDifference  2.19% (0.22)

General attributes

Symbol	OZTHZ24
Exchange	Eurex
Currency	EUR
Security type	Future
Underlying	GRIFOLS SA
Maturity	12-2024
Contract size	100

Market data

Bid (Bid size)	- EUR (-)
Ask (Ask size)	- EUR (-)
Open	10.3449 EUR
High	10.3449 EUR
Low	10.3449 EUR
Close (prev. day)	10.1236 EUR
Underlying	GRIFOLS SA
Underlying price (date)	10.24 (24/09/13)
Settlement price (date)	10.34 (24/09/13)
Open Interest	0

Performance and Risk

	6m	1Y	3Y
Perf (%)	+26.48%	-22.52%	-
Perf (abs.)	+2.17	-3.01	-
Beta	-	-	-
Volatility	48.67	80.39	-

Futures and Options

Related Futures	-
Related Options	-











5Y

Information about previous performance does not guarantee future performance.
Source: FactSet

Price data

Ø price 5 days Ø volume 5 days (pcs.)	9.8202 EUR (0)
Ø price 30 days Ø volume 30 days (pcs.)	9.3756 EUR (0)
Ø price 100 days Ø volume 100 days (pcs.)	9.3800 EUR (0)
Ø price 250 days Ø volume 250 days (pcs.)	10.4420 EUR (0)
YTD High date	15.2246 EUR (2024/01/04)
YTD Low date	7.1057 EUR (2024/03/06)
52 Weeks High date	15.7594 EUR (2023/12/29)
52 Weeks Low date	7.1057 EUR (2024/03/06)

Recent Research

on sector		on market	
Date		Headline	Download
2024/09/11		Global Equity Ratings	
2024/09/05		Global Equity Ratings	
2024/08/12		Global Equity Ratings	
2024/07/24		Global Equity Ratings	
2024/07/12		Global Equity Ratings	