

# CITIGROUP INC. FUTURE (CITG) - EUX/202412

2024/07/26 18:35:03

Price  
**65.5246** USD

Difference  1.20% (0.78)

### General attributes

Symbol	CITGZ24
Exchange	Eurex
Currency	USD
Security type	Future
Underlying	CITIGROUP INC
Maturity	12-2024
Contract size	100

### Market data

Bid (Bid size)	- USD (-)
Ask (Ask size)	- USD (-)
Open	65.5246 USD
High	65.5246 USD
Low	65.5246 USD
Close (prev. day)	64.7482 USD
Underlying	CITIGROUP INC
Underlying price (date)	65.18 (24/07/26)
Settlement price (date)	65.52 (24/07/26)
Open Interest	0

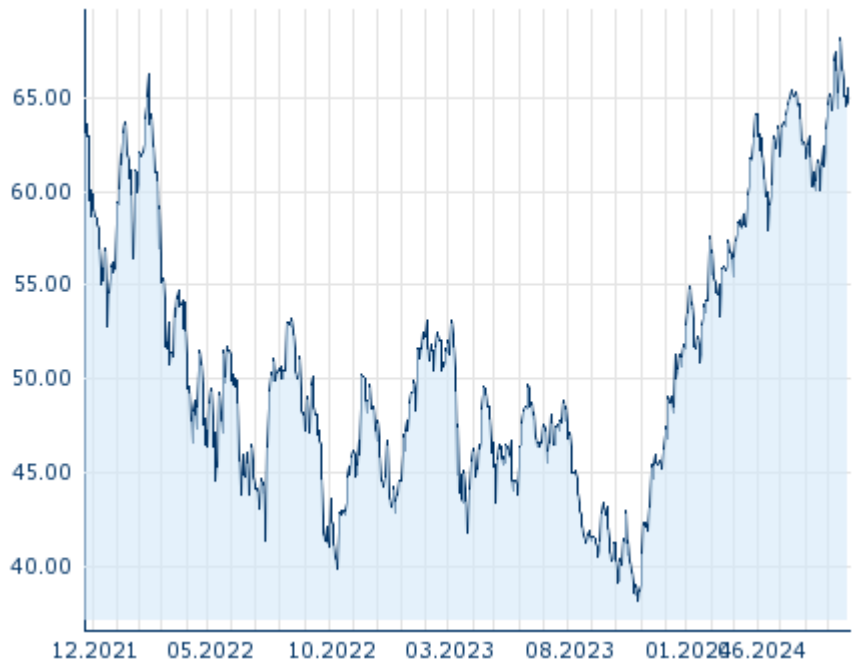
### Performance and Risk

	6m	1Y	3Y
Perf (%)	+20.91%	+37.61%	-
Perf (abs.)	+11.33	+17.91	-
Beta	-	-	-
Volatility	23.10	25.31	-

### Futures and Options

Related Futures	-
Related Options	-

5Y










Information about previous performance does not guarantee future performance.  
Source: FactSet

### Price data

Ø price 5 days   Ø volume 5 days (pcs.)	65.0150 USD (0)
Ø price 30 days   Ø volume 30 days (pcs.)	64.2745 USD (0)
Ø price 100 days   Ø volume 100 days (pcs.)	62.6762 USD (0)
Ø price 250 days   Ø volume 250 days (pcs.)	53.2699 USD (0)
YTD High   date	68.1935 USD (2024/07/17)
YTD Low   date	50.8609 USD (2024/01/18)
52 Weeks High   date	68.1935 USD (2024/07/17)
52 Weeks Low   date	38.1602 USD (2023/10/30)

### Recent Research

on underlying	on sector	on market	
Date		Headline	Download
2024/07/24		Global Equity Ratings	
2024/07/12		Global Equity Ratings	
2024/06/21		Global Equity Ratings	
2024/06/14		Global Equity Ratings	
2024/05/29		Global Equity Ratings	