

# CITIGROUP INC. FUTURE (CITG) - EUX/202412

2024/07/16 18:50:04

Price  
**66.7839** USD

Difference  2.19% (1.43)

### General attributes

Symbol	CITGZ24
Exchange	Eurex
Currency	USD
Security type	Future
Underlying	CITIGROUP INC
Maturity	12-2024
Contract size	100

### Market data

Bid (Bid size)	- USD (-)
Ask (Ask size)	- USD (-)
Open	66.7839 USD
High	66.7839 USD
Low	66.7839 USD
Close (prev. day)	65.3551 USD
Underlying	CITIGROUP INC
Underlying price (date)	67.27 (24/07/16)
Settlement price (date)	66.78 (24/07/16)
Open Interest	0

### Performance and Risk

	6m	1Y	3Y
Perf (%)	+27.84%	+43.60%	-
Perf (abs.)	+14.54	+20.28	-
Beta	-	-	-
Volatility	23.17	25.22	-

### Futures and Options

Related Futures	-
Related Options	-

5Y












Information about previous performance does not guarantee future performance.  
Source: FactSet

### Price data

Ø price 5 days   Ø volume 5 days (pcs.)	66.1214 USD (0)
Ø price 30 days   Ø volume 30 days (pcs.)	63.1319 USD (0)
Ø price 100 days   Ø volume 100 days (pcs.)	61.9581 USD (0)
Ø price 250 days   Ø volume 250 days (pcs.)	52.6950 USD (0)
YTD High   date	67.4352 USD (2024/07/10)
YTD Low   date	50.8609 USD (2024/01/18)
52 Weeks High   date	67.4352 USD (2024/07/10)
52 Weeks Low   date	38.1602 USD (2023/10/30)

### Recent Research

on underlying	on sector	on market	
Date		Headline	Download
2024/07/12		Global Equity Ratings	
2024/06/21		Global Equity Ratings	
2024/06/14		Global Equity Ratings	
2024/05/29		Global Equity Ratings	
2024/04/26		Global Equity Ratings	