

CITIGROUP INC. FUTURE (CITG) - EUX/202412

2024/05/07 18:36:26

Price
63.6725 USD

Difference  0.25% (0.16)

General attributes

Symbol	CITGZ24
Exchange	Eurex
Currency	USD
Security type	Future
Underlying	CITIGROUP INC
Maturity	12-2024
Contract size	100

Market data

Bid (Bid size)	- USD (-)
Ask (Ask size)	- USD (-)
Open	63.6725 USD
High	63.6725 USD
Low	63.6725 USD
Close (prev. day)	63.515 USD
Underlying	CITIGROUP INC
Underlying price (date)	62.00 (24/05/07)
Settlement price (date)	63.67 (24/05/07)
Open Interest	0

Performance and Risk

	6m	1Y	3Y
Perf (%)	+50.61%	+39.03%	-
Perf (abs.)	+21.40	+17.88	-
Beta	-	-	-
Volatility	25.65	26.08	-

Futures and Options

Related Futures	-
Related Options	-

5Y












Information about previous performance does not guarantee future performance.
Source: FactSet

Price data

Ø price 5 days Ø volume 5 days (pcs.)	63.0383 USD (0)
Ø price 30 days Ø volume 30 days (pcs.)	61.9184 USD (0)
Ø price 100 days Ø volume 100 days (pcs.)	56.9807 USD (0)
Ø price 250 days Ø volume 250 days (pcs.)	49.3759 USD (0)
YTD High date	64.1733 USD (2024/04/02)
YTD Low date	50.8609 USD (2024/01/18)
52 Weeks High date	64.1733 USD (2024/04/02)
52 Weeks Low date	38.1602 USD (2023/10/30)

Recent Research

on underlying	on sector	on market	
Date		Headline	Download
2024/04/26		Global Equity Ratings	
2024/04/03		Global Equity Ratings	
2024/03/13		Global Equity Ratings	
2024/02/22		Global Equity Ratings	
2024/02/14		Global Equity Ratings	