

CITIGROUP INC. FUTURE (CITG) - EUX/202412

2024/05/02 18:23:19

Price
61.9372 USD

Difference  -1.01% (-0.63)

General attributes

Symbol	CITGZ24
Exchange	Eurex
Currency	USD
Security type	Future
Underlying	CITIGROUP INC
Maturity	12-2024
Contract size	100

Market data

Bid (Bid size)	- USD (-)
Ask (Ask size)	- USD (-)
Open	61.9372 USD
High	61.9372 USD
Low	61.9372 USD
Close (prev. day)	62.5678 USD
Underlying	CITIGROUP INC
Underlying price (date)	61.54 (24/05/02)
Settlement price (date)	61.94 (24/05/02)
Open Interest	0

Performance and Risk

	6m	1Y	3Y
Perf (%)	+63.96%	+34.16%	-
Perf (abs.)	+24.41	+15.93	-
Beta	-	-	-
Volatility	26.51	26.97	-

Futures and Options

Related Futures	-
Related Options	-

5Y












Information about previous performance does not guarantee future performance.
Source: FactSet

Price data

Ø price 5 days Ø volume 5 days (pcs.)	62.7484 USD (0)
Ø price 30 days Ø volume 30 days (pcs.)	61.5399 USD (0)
Ø price 100 days Ø volume 100 days (pcs.)	56.3279 USD (0)
Ø price 250 days Ø volume 250 days (pcs.)	49.0859 USD (0)
YTD High date	64.1733 USD (2024/04/02)
YTD Low date	50.8609 USD (2024/01/18)
52 Weeks High date	64.1733 USD (2024/04/02)
52 Weeks Low date	38.1602 USD (2023/10/30)

Recent Research

on underlying	on sector	on market	
Date		Headline	Download
2024/04/26		Global Equity Ratings	
2024/04/03		Global Equity Ratings	
2024/03/13		Global Equity Ratings	
2024/02/22		Global Equity Ratings	
2024/02/14		Global Equity Ratings	