

CITIGROUP INC. FUTURE (CITG) - EUX/202412

2023/09/25 18:57:08

Price
40.8047 USDDifference  -1.69% (-0.70)

General attributes

Symbol	CITGZ24
Exchange	Eurex
Currency	USD
Security type	Future
Underlying	CITIGROUP INC
Maturity	12-2024
Contract size	100

Market data

Bid (Bid size)	- USD (-)
Ask (Ask size)	- USD (-)
Open	40.8047 USD
High	40.8047 USD
Low	40.8047 USD
Close (prev. day)	41.506 USD
Underlying	CITIGROUP INC
Underlying price (date)	41.02 (23/09/25)
Settlement price (date)	40.80 (23/09/25)
Open Interest	0

Performance and Risk

	6m	1Y	3Y
Perf (%)	-2.27%	-4.21%	-
Perf (abs.)	-0.95	-1.79	-
Beta	-	-	-
Volatility	26.58	31.99	36.27

Futures and Options

Related Futures	-
Related Options	-












Information about previous performance does not guarantee future performance.
Source: FactSet

Price data

Ø price 5 days Ø volume 5 days (pcs.)	42.0653 USD (0)
Ø price 30 days Ø volume 30 days (pcs.)	42.0008 USD (0)
Ø price 100 days Ø volume 100 days (pcs.)	45.3380 USD (0)
Ø price 250 days Ø volume 250 days (pcs.)	46.4408 USD (0)
YTD High date	53.1251 USD (2023/03/06)
YTD Low date	40.4545 USD (2023/09/08)
52 Weeks High date	53.1251 USD (2023/03/06)
52 Weeks Low date	39.8369 USD (2022/10/12)

Recent Research

on underlying	on sector	on market	
Date		Headline	Download
2023/09/08		Global Equity Ratings	
2023/08/22		Global Equity Ratings	
2023/08/17		Global Equity Ratings	
2023/08/09		Global Equity Ratings	
2023/07/21		Global Equity Ratings	