

# CITIGROUP INC. FUTURE (CITG) - EUX/202412

2023/06/01 18:50:49

**Price**  
**45.2936** USD  
 Difference  3.32% (1.46)

### General attributes

Symbol	CITGZ24
Exchange	Eurex
Currency	USD
Security type	Future
Underlying	CITIGROUP INC
Maturity	12-2024
Contract size	100

### Market data

Bid (Bid size)	- USD (-)
Ask (Ask size)	- USD (-)
Open	45.2936 USD
High	45.2936 USD
Low	45.2936 USD
Close (prev. day)	43.8375 USD
Underlying	CITIGROUP INC
Underlying price (date)	44.84 (23/06/01)
Settlement price (date)	45.29 (23/06/01)
Open Interest	0

### Performance and Risk

	6m	1Y	3Y
Perf (%)	-5.23%	-9.28%	-
Perf (abs.)	-2.50	-4.63	-
Beta	-	-	-
Volatility	36.81	37.26	38.59

### Futures and Options

Related Futures	-
Related Options	-












Information about previous performance does not guarantee future performance.  
 Source: FactSet

### Price data

Ø price 5 days   Ø volume 5 days (pcs.)	44.5178 USD (0)
Ø price 30 days   Ø volume 30 days (pcs.)	45.9406 USD (0)
Ø price 100 days   Ø volume 100 days (pcs.)	48.1184 USD (0)
Ø price 250 days   Ø volume 250 days (pcs.)	47.1179 USD (0)
YTD High   date	53.1251 USD (2023/03/06)
YTD Low   date	41.7504 USD (2023/03/24)
52 Weeks High   date	53.1910 USD (2022/08/16)
52 Weeks Low   date	39.8369 USD (2022/10/12)

### Recent Research

on underlying	on sector	on market	
Date		Headline	Download
2023/06/01		Global Equity Ratings	
2023/05/24		Global Equity Ratings	
2023/05/03		Global Equity Ratings	
2023/04/25		Global Equity Ratings	
2023/03/28		Global Equity Ratings	