

# STELLANTIS NV (FRÜH.FIAT CHR.) FUTURE (FIAK) - EUX/202412

2024/07/17 18:45:39

Price  
**18.9699** EUR

Difference  0.89% (0.17)

### General attributes

Symbol	FIAKZ24
Exchange	Eurex
Currency	EUR
Security type	Future
Underlying	STELLANTIS N.V.
Maturity	12-2024
Contract size	1,000

### Market data

Bid (Bid size)	- EUR (-)
Ask (Ask size)	- EUR (-)
Open	18.9699 EUR
High	18.9699 EUR
Low	18.9699 EUR
Close (prev. day)	18.8031 EUR
Underlying	STELLANTIS N.V.
Underlying price (date)	18.658 (24/07/17)
Settlement price (date)	18.97 (24/07/17)
Open Interest	100

### Performance and Risk

	6m	1Y	3Y
Perf (%)	+0.53%	+15.47%	-
Perf (abs.)	+0.10	+2.54	-
Beta	-	-	-
Volatility	29.55	27.68	-

### Futures and Options

Related Futures	-
Related Options	-

5Y












Information about previous performance does not guarantee future performance.  
Source: FactSet

### Price data

Ø price 5 days   Ø volume 5 days (pcs.)	18.9187 EUR (0)
Ø price 30 days   Ø volume 30 days (pcs.)	19.3046 EUR (5)
Ø price 100 days   Ø volume 100 days (pcs.)	21.9071 EUR (1)
Ø price 250 days   Ø volume 250 days (pcs.)	19.9448 EUR (1)
YTD High   date	26.2854 EUR (2024/03/25)
YTD Low   date	18.3389 EUR (2024/07/08)
52 Weeks High   date	26.2854 EUR (2024/03/25)
52 Weeks Low   date	16.0109 EUR (2023/08/18)

### Recent Research

on underlying	on sector	on market	
Date		Headline	Download
2023/06/06		Global Equity Ratings	
2023/06/01		Global Equity Ratings	
2023/05/24		Global Equity Ratings	
2023/05/03		Global Equity Ratings	
2023/04/25		Global Equity Ratings	