

# STELLANTIS NV (FRÜH.FIAT CHR.) FUTURE (FIAK) - EUX/202412

2024/06/28 18:40:46

Price  
**18.8174** EUR

Difference  -0.41% (-0.08)

### General attributes

Symbol	FIAKZ24
Exchange	Eurex
Currency	EUR
Security type	Future
Underlying	STELLANTIS N.V.
Maturity	12-2024
Contract size	1,000

### Market data

Bid (Bid size)	- EUR (-)
Ask (Ask size)	- EUR (-)
Open	18.8174 EUR
High	18.8174 EUR
Low	18.8174 EUR
Close (prev. day)	18.8949 EUR
Underlying	STELLANTIS N.V.
Underlying price (date)	18.47 (24/06/28)
Settlement price (date)	18.82 (24/06/28)
Open Interest	100

### Performance and Risk

	6m	1Y	3Y
Perf (%)	-8.11%	+22.93%	-
Perf (abs.)	-1.66	+3.51	-
Beta	-	-	-
Volatility	29.90	27.70	-

### Futures and Options

Related Futures	-
Related Options	-

5Y











Information about previous performance does not guarantee future performance.  
Source: FactSet

### Price data

Ø price 5 days   Ø volume 5 days (pcs.)	19.3847 EUR (0)
Ø price 30 days   Ø volume 30 days (pcs.)	20.1787 EUR (3)
Ø price 100 days   Ø volume 100 days (pcs.)	22.3838 EUR (1)
Ø price 250 days   Ø volume 250 days (pcs.)	19.8247 EUR (0)
YTD High   date	26.2854 EUR (2024/03/25)
YTD Low   date	18.6824 EUR (2024/01/25)
52 Weeks High   date	26.2854 EUR (2024/03/25)
52 Weeks Low   date	15.7344 EUR (2023/07/06)

### Recent Research

on underlying	on sector	on market	
Date		Headline	Download
2023/06/06		Global Equity Ratings	
2023/06/01		Global Equity Ratings	
2023/05/24		Global Equity Ratings	
2023/05/03		Global Equity Ratings	
2023/04/25		Global Equity Ratings	