

# FERRARI N.V. FUTURE (RACF) - EUX/202412

2024/06/27 18:38:54

Price  
**390.8249** EUR

Difference  -1.53% (-6.06)

### General attributes

Symbol	RACFZ24
Exchange	Eurex
Currency	EUR
Security type	Future
Underlying	FERRARI N.V.
Maturity	12-2024
Contract size	1,000

### Market data

Bid (Bid size)	- EUR (-)
Ask (Ask size)	- EUR (-)
Open	390.8249 EUR
High	390.8249 EUR
Low	390.8249 EUR
Close (prev. day)	396.882 EUR
Underlying	FERRARI N.V.
Underlying price (date)	383.40 (24/06/27)
Settlement price (date)	390.82 (24/06/27)
Open Interest	0

### Performance and Risk

	6m	1Y	3Y
Perf (%)	+26.29%	+33.71%	-
Perf (abs.)	+82.61	+100.05	-
Beta	-	-	-
Volatility	24.25	22.60	-

### Futures and Options

Related Futures	-
Related Options	-

5Y











Information about previous performance does not guarantee future performance.  
Source: FactSet

### Price data

Ø price 5 days   Ø volume 5 days (pcs.)	399.0605 EUR (0)
Ø price 30 days   Ø volume 30 days (pcs.)	392.8048 EUR (0)
Ø price 100 days   Ø volume 100 days (pcs.)	392.8667 EUR (0)
Ø price 250 days   Ø volume 250 days (pcs.)	344.9008 EUR (0)
YTD High   date	415.8557 EUR (2024/03/27)
YTD Low   date	314.3773 EUR (2024/01/23)
52 Weeks High   date	415.8557 EUR (2024/03/27)
52 Weeks Low   date	12.4009 EUR (2023/12/14)

### Recent Research

on sector		on market	
Date		Headline	Download
2024/06/24		Pilulka Lékárny	
2024/06/21		Global Equity Ratings	
2024/06/14		Global Equity Ratings	
2024/05/29		Global Equity Ratings	
2024/04/26		Global Equity Ratings	