

TIVIC HEALTH SYSTEMS INC COM USD0.0001(POST REV SPLI

ISIN: **US8887052095** WKN: **888705209**

Overview

2024/05/21 18:39:59

5Y

Price
0.4617 USDDifference  -3.81% (-0.02)

General attributes

ISIN	US8887052095
Symbol	TIVC
Exchange	Nasdaq
Currency	USD
Sector	-
Security type	Stock
Market cap (m)	3 EUR
Benchmark	S&P 500

Market data

Bid (Bid size)	0.46 USD (2,200)
Ask (Ask size)	0.469 USD (200)
Open	0.48 USD
High	0.48 USD
Low	0.4513 USD
Close (prev. day)	0.48 USD
VWAP	0.463427 USD
Volume (pcs)	237,986
Trading volume	110,296.76
Number of trades	452
Last size	100











Futures and Options

Related Futures	-
Related Options	-



Information about previous performance does not guarantee future performance.
Source: FactSet

Recent research

on market			
Date		Headline	Download
2024/04/26		Global Equity Ratings	
2024/04/03		Global Equity Ratings	
2024/03/26		Global Strategy 2Q 2024	
2024/03/13		Global Equity Ratings	
2024/02/22		Global Equity Ratings	

Details

2024/05/21 18:39:59

Price
0.4617 USDDifference ▼ -3.81% (-0.02)

General attributes

ISIN	US8887052095
Symbol	TIVC
Exchange	Nasdaq
Currency	USD
Sector	-
Security type	Stock
Market cap (m)	3 EUR
Benchmark	S&P 500

Market data

Bid (Bid size)	0.46 USD (2,200)
Ask (Ask size)	0.469 USD (200)
Open	0.48 USD
High	0.48 USD
Low	0.4513 USD
Close (prev. day)	0.48 USD
VWAP	0.463427 USD
Volume (pcs)	237,986
Trading volume	110,296.76
Number of trades	452
Last size	100

Performance and Risk

	6m	1Y	3Y
Perf (%)	-72.73%	-96.29%	-
Perf (abs.)	-1.28	-12.45	-
Beta	-0.17	-0.39	0.69
Volatility	159.44	191.30	-

5Y



Information about previous performance does not guarantee future performance.
Source: FactSet

Price data

Ø price 5 days Ø volume 5 days (pcs.)	0.4879 USD (684,140)
Ø price 30 days Ø volume 30 days (pcs.)	0.9507 USD (1,271,935)
Ø price 100 days Ø volume 100 days (pcs.)	1.2406 USD (463,375)
Ø price 250 days Ø volume 250 days (pcs.)	3.1352 USD (677,244)
YTD High date	2.2400 USD (2024/02/29)
YTD Low date	0.4513 USD (2024/05/16)
52 Weeks High date	21.7500 USD (2023/06/27)
52 Weeks Low date	0.4513 USD (2024/05/16)

All listings for TIVIC HEALTH SYSTEMS INC COM USD0.0001(POST REV SPLI

Exchange	Date	Time	Price	Trading volume (mio.)	Number of trades
Nasdaq	2024/05/21	18:39	0.4617 USD	0.11	452
Berlin	2023/08/23	08:06	0.0363 EUR	0.00	1

Company profile

Company Logo

Company Profile

Contact Details

TIVIC HEALTH SYSTEMS INC

--

Telefon: -

Fax: -

E-mail: -