

RIVIAN AUTOMOTIVE INC. CLASS A

ISIN: **US76954A1034** WKN: **76954A103**

Overview

2024/09/18 18:19:24

Price
12.8999 USDDifference  -1.53% (-0.20)

General attributes

ISIN	US76954A1034
Symbol	RIVN
Exchange	Nasdaq
Currency	USD
Sector	Automotive
Security type	Stock
Market cap (m)	11,783 EUR
Benchmark	S&P 500

Market data

Bid (Bid size)	12.89 USD (3,100)
Ask (Ask size)	12.90 USD (2,100)
Open	13.14 USD
High	13.26 USD
Low	12.87 USD
Close (prev. day)	13.10 USD
VWAP	13.033018 USD
Volume (pcs)	7,917,127
Trading volume	103,186,347.16
Number of trades	42,932
Last size	300

Futures and Options











Related Futures	-
Related Options	-

5Y



Information about previous performance does not guarantee future performance.
Source: FactSet

Recent research

on sector	on market		
Date	Headline		Download
2024/09/17	 GEVORKYAN Podniková analýza		
2024/09/11	 Global Equity Ratings		
2024/09/09	 GEVORKYAN Podniková analýza		
2024/09/05	 Global Equity Ratings		
2024/08/12	 Global Equity Ratings		

Details

2024/09/18 18:19:24

Price
12.8999 USD

Difference  -1.53% (-0.20)

General attributes

ISIN	US76954A1034
Symbol	RIVN
Exchange	Nasdaq
Currency	USD
Sector	Automotive
Security type	Stock
Market cap (m)	11,783 EUR
Benchmark	S&P 500

Market data

Bid (Bid size)	12.89 USD (3,100)
Ask (Ask size)	12.90 USD (2,100)
Open	13.14 USD
High	13.26 USD
Low	12.87 USD
Close (prev. day)	13.10 USD
VWAP	13.033018 USD
Volume (pcs)	7,917,127
Trading volume	103,186,347.16
Number of trades	42,932
Last size	300

Performance and Risk

	6m	1Y	3Y
Perf (%)	+18.66%	-45.82%	-
Perf (abs.)	+2.06	-11.08	-
Beta	-	-	-
Volatility	68.70	79.65	-

5Y



Information about previous performance does not guarantee future performance.
Source: FactSet

Price data

Ø price 5 days Ø volume 5 days (pcs.)	13.4900 USD (21,081,769)
Ø price 30 days Ø volume 30 days (pcs.)	13.6342 USD (25,796,175)
Ø price 100 days Ø volume 100 days (pcs.)	12.9891 USD (38,245,179)
Ø price 250 days Ø volume 250 days (pcs.)	14.8533 USD (40,154,864)
YTD High date	21.9400 USD (2024/01/02)
YTD Low date	8.2600 USD (2024/04/16)
52 Weeks High date	24.8700 USD (2023/10/02)
52 Weeks Low date	8.2600 USD (2024/04/16)

All listings for RIVIAN AUTOMOTIVE INC. CLASS A

Exchange 	Date	Time	Price	Trading volume (mio.)	Number of trades
Tradegate	2024/09/18	18:18	11.60 EUR	0.68	24
Stuttgart	2024/09/18	14:48	11.90 EUR	0.01	3
Nasdaq	2024/09/18	18:19	12.8999 USD	103.19	42,933
Munich	2024/09/18	17:26	11.60 EUR	0.00	2

London Stock Exchange European Trade Reporting	2024/ 09/18	17:30	19.90 USD	0.00	15
Hanover	2024/ 09/18	17:25	11.60 EUR	0.00	2
Hamburg	2024/ 09/18	17:25	11.60 EUR	0.00	2
Frankfurt	2024/ 09/18	18:18	11.60 EUR	0.00	7
Duesseldorf	2024/ 09/18	16:31	11.70 EUR	0.00	4
Berlin	2024/ 09/18	08:08	11.70 EUR	0.00	1

Company profile

Company Logo



Contact Details

RIVIAN AUTOMOTIVE INC.

--

Telefon: -

Fax: -

E-mail: -

Company Profile

-

Members of Management Board

Jay Flatley Member of Board of Directors

Karen Boone Member of Board of Directors

Pamela Thomas-Graham Member of Board of Directors

Peter Krawiec Member of Board of Directors

Rose Marcario Member of Board of Directors

Sanford Schwartz Member of Board of Directors

Robert Scaringe Chairman of Managing Board

Anisa Costa Member of Executive Committee

Claire McDonough Member of Executive Committee

Derek Mulvey Member of Executive Committee

Diane Lye Member of Executive Committee

Frank Klein Member of Executive Committee

Helen Russell Member of Executive Committee

Jeffrey Baker Member of Executive Committee

Jiten Behl Member of Executive Committee

Michael Callahan Member of Executive Committee

Mike Johnson Member of Executive Committee

Nick Kalayjian Member of Executive Committee

Tara Berrie Member of Executive Committee