

COLT CZ GROUP SE CZK0.10

ISIN: CZ0009008942 WKN: -

Overview

2024/09/18 08:12:18

Price

25.20 EUR

Difference  -2.89% (-0.75)

General attributes

ISIN	CZ0009008942
Symbol	CZG
Exchange	Munich
Currency	EUR
Sector	-
Security type	Stock
Market cap (m)	860 EUR
Benchmark	PX INDEX

Market data

Bid (Bid size)	24.05 EUR (250)
Ask (Ask size)	25.60 EUR (250)
Open	25.20 EUR
High	25.20 EUR
Low	25.20 EUR
Close (prev. day)	25.95 EUR
VWAP	26.45 EUR
Volume (pcs)	0
Trading volume	0.00
Number of trades	2
Last size	0

Futures and Options











Related Futures	-
Related Options	-

5Y



Information about previous performance does not guarantee future performance.
Source: FactSet

Recent research

on market		
Date	Headline	Download
2024/09/18	 Akciové trhy - denní zpráva	
2024/09/17	 Akciové trhy - denní zpráva	
2024/09/17	 GEVORKYAN Podniková analýza	
2024/09/16	 Akciové trhy - denní zpráva	
2024/09/13	 Akciové trhy - denní zpráva	

Details

2024/09/18 08:12:18

Price

25.20 EUR

Difference ▼ -2.89% (-0.75)

General attributes

ISIN	CZ0009008942
Symbol	CZG
Exchange	Munich
Currency	EUR
Sector	-
Security type	Stock
Market cap (m)	860 EUR
Benchmark	PX INDEX

Market data

Bid (Bid size)	24.05 EUR (250)
Ask (Ask size)	25.60 EUR (250)
Open	25.20 EUR
High	25.20 EUR
Low	25.20 EUR
Close (prev. day)	25.95 EUR
VWAP	26.45 EUR
Volume (pcs)	0
Trading volume	0.00
Number of trades	2
Last size	0

Performance and Risk

	6m	1Y	3Y
Perf (%)	+3.92%	+9.57%	-
Perf (abs.)	+0.95	+2.20	-
Beta	-	-	-
Volatility	13.71	14.19	-

5Y



Information about previous performance does not guarantee future performance.
Source: FactSet

Price data

Ø price 5 days Ø volume 5 days (pcs.)	26.01 EUR (0)
Ø price 30 days Ø volume 30 days (pcs.)	26.15 EUR (1)
Ø price 100 days Ø volume 100 days (pcs.)	26.66 EUR (25)
Ø price 250 days Ø volume 250 days (pcs.)	24.61 EUR (16)
YTD High date	27.80 EUR (2024/05/30)
YTD Low date	21.90 EUR (2024/01/02)
52 Weeks High date	27.80 EUR (2024/05/30)
52 Weeks Low date	21.50 EUR (2023/12/18)

Arbitrage views

Exchange	Date	Time	Price	Trading volume (mio.)	Number of trades
Stuttgart	2024/09/19	08:00	24.25 EUR	0.00	1
Prague Stock Exchange	2024/09/18	16:15	620.00 CZK	9.04	215
Munich	2024/09/18	08:12	25.20 EUR	0.00	2
Frankfurt	2024/09/19	08:01	24.50 EUR	0.00	1
FINRA other OTC	2024/09/19	17:50	29.55 USD	0.01	4

Issues	11					
Duesseldorf	2024/09/ 18	19:31	24.35 EUR	0.00		6
Berlin	2024/09/ 18	08:13	24.35 EUR	0.00		3

Company profile

Company Logo

Contact Details

CZG CESKA ZBROJOVKA GROUP SE

--

Telefon: -

Fax: -

E-mail: -

Company Profile

-