

MERCARI INC NPV

ISIN: JP3921290007 WKN: 438500

Overview

2024/07/16 16:00:10

Price

13.00 EUR

Difference  -0.76% (-0.10)

General attributes

ISIN	JP3921290007
Symbol	4385
Exchange	Duesseldorf
Currency	EUR
Sector	-
Security type	Stock
Market cap (m)	2,260 EUR
Benchmark	NIKKEI 225

Market data

Bid (Bid size)	13.00 EUR (170)
Ask (Ask size)	14.50 EUR (150)
Open	13.00 EUR
High	13.00 EUR
Low	13.00 EUR
Close (prev. day)	13.10 EUR
VWAP	-
Volume (pcs)	0
Trading volume	0.00
Number of trades	3
Last size	0

Futures and Options

Related Futures	-
Related Options	-











5Y



Information about previous performance does not guarantee future performance.
Source: FactSet

Recent research

on market

Date	Headline	Download
2024/02/22	 Global Equity Ratings	
2023/10/27	 Global Equity Ratings	
2023/09/29	 Global Equity Ratings	
2023/09/08	 Global Equity Ratings	
2023/08/22	 Global Equity Ratings	

Details

2024/07/16 16:00:10

Price

13.00 EUR

Difference ▼ -0.76% (-0.10)

General attributes

ISIN	JP3921290007
Symbol	4385
Exchange	Duesseldorf
Currency	EUR
Sector	-
Security type	Stock
Market cap (m)	2,260 EUR
Benchmark	NIKKEI 225

Market data

Bid (Bid size)	13.00 EUR (170)
Ask (Ask size)	14.50 EUR (150)
Open	13.00 EUR
High	13.00 EUR
Low	13.00 EUR
Close (prev. day)	13.10 EUR
VWAP	-
Volume (pcs)	0
Trading volume	0.00
Number of trades	3
Last size	0

Performance and Risk

	6m	1Y	3Y
Perf (%)	-14.94%	-40.45%	-
Perf (abs.)	-2.30	-8.90	-
Beta	0.74	0.95	1.35
Volatility	52.51	45.84	-

5Y



Information about previous performance does not guarantee future performance.
Source: FactSet

Price data

Ø price 5 days Ø volume 5 days (pcs.)	13.02 EUR (0)
Ø price 30 days Ø volume 30 days (pcs.)	11.86 EUR (0)
Ø price 100 days Ø volume 100 days (pcs.)	11.07 EUR (0)
Ø price 250 days Ø volume 250 days (pcs.)	15.26 EUR (1)
YTD High date	16.30 EUR (2024/01/03)
YTD Low date	9.70 EUR (2024/05/30)
52 Weeks High date	23.40 EUR (2023/08/01)
52 Weeks Low date	9.70 EUR (2024/05/30)

All listings for MERCARI INC NPV

Exchange	Date	Time	Price	Trading volume (mio.)	Number of trades
Tokyo Stock Exchange	2024/07/16	08:00	2,378.00 JPY	125.82	13,291
Munich	2024/07/16	08:29	13.60 EUR	0.00	1
Frankfurt	2024/07/16	17:15	13.10 EUR	0.00	3
FINRA other OTC Issues	2024/06/25	17:47	12.315 USD	0.05	2
Duesseldorf	2024/07/16	16:00	13.00 EUR	0.00	3

Company profile

Company Logo

Contact Details

MERCARI INC

--

Telefon: -

Fax: -

E-mail: -

Company Profile

-