

CARAVELLE INTERNATIONAL GROUP ORD USD0.0001

ISIN: **KYG1901X1088** WKN: **G1901X108**

Overview

2024/07/17 22:30:01

Price
0.5489 USDDifference  -3.70% (-0.02)

General attributes

ISIN	KYG1901X1088
Symbol	CACO
Exchange	Nasdaq
Currency	USD
Sector	-
Security type	Stock
Market cap (m)	27 EUR
Benchmark	S&P 500

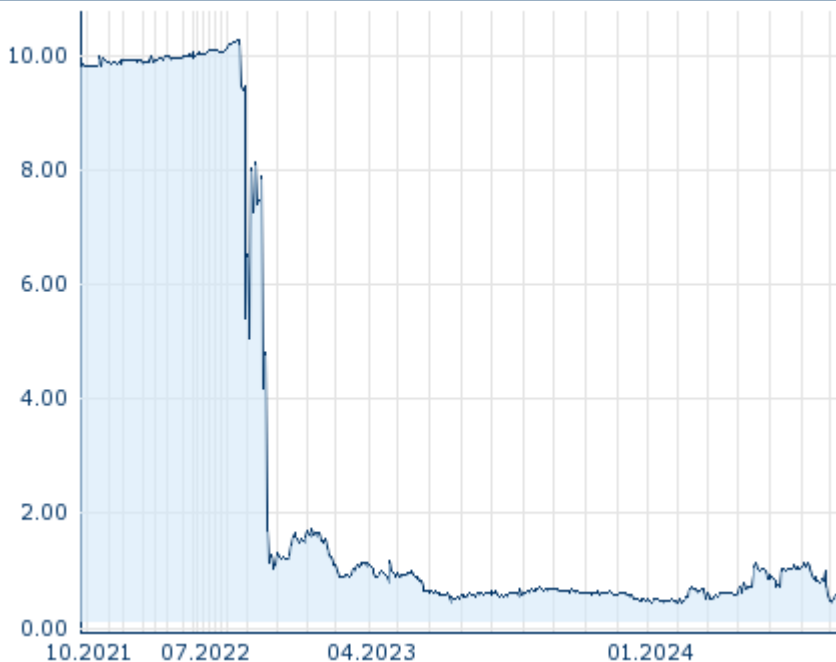
Market data

Bid (Bid size)	0.51 USD (100)
Ask (Ask size)	0.58 USD (100)
Open	0.5635 USD
High	0.57 USD
Low	0.5489 USD
Close (prev. day)	0.57 USD
VWAP	0.568715 USD
Volume (pcs)	2,158
Trading volume	1,221.06
Number of trades	101
Last size	-

Futures and Options


Related Futures	-
Related Options	-

5Y



Information about previous performance does not guarantee future performance.
Source: FactSet

Recent research

on market			
Date		Headline	Download
2024/07/12		Global Equity Ratings	
2024/07/08		Akciové trhy - denní zpráva	
2024/07/03		Global Strategy 3Q 2024	
2024/06/21		Global Equity Ratings	
2024/05/29		Global Equity Ratings	

Details

2024/07/17 22:30:01

Price

0.5489 USD

Difference ▼ -3.70% (-0.02)

General attributes

ISIN	KYG1901X1088
Symbol	CACO
Exchange	Nasdaq
Currency	USD
Sector	-
Security type	Stock
Market cap (m)	27 EUR
Benchmark	S&P 500

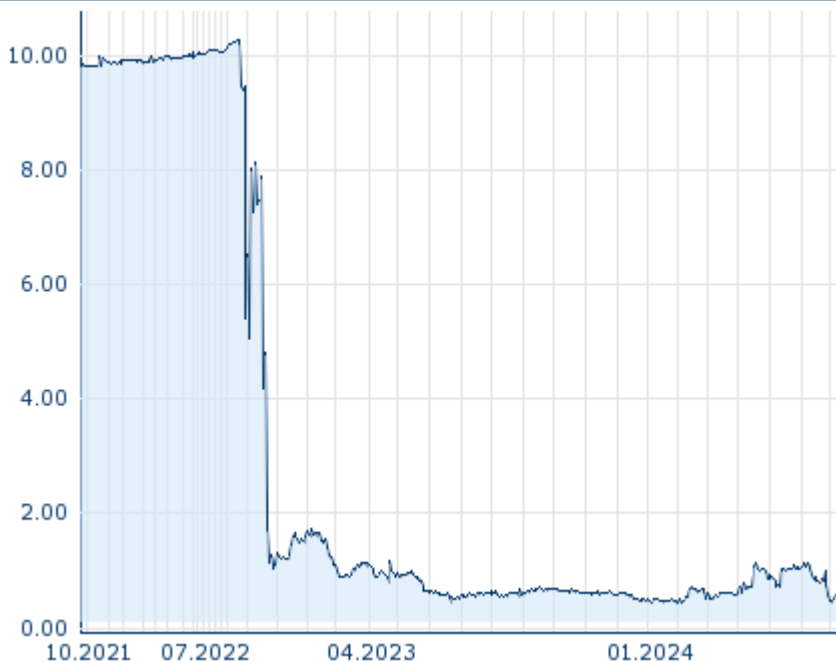
Market data

Bid (Bid size)	0.51 USD (100)
Ask (Ask size)	0.58 USD (100)
Open	0.5635 USD
High	0.57 USD
Low	0.5489 USD
Close (prev. day)	0.57 USD
VWAP	0.568715 USD
Volume (pcs)	2,158
Trading volume	1,221.06
Number of trades	101
Last size	-

Performance and Risk

	6m	1Y	3Y
Perf (%)	+20.37%	-6.81%	-
Perf (abs.)	+0.09	-0.04	-
Beta	-0.42	-0.16	-0.23
Volatility	138.97	113.68	-

5Y



Information about previous performance does not guarantee future performance.
Source: FactSet

Price data

Ø price 5 days Ø volume 5 days (pcs.)	0.5421 USD (18,023)
Ø price 30 days Ø volume 30 days (pcs.)	0.7585 USD (84,828)
Ø price 100 days Ø volume 100 days (pcs.)	0.7825 USD (137,550)
Ø price 250 days Ø volume 250 days (pcs.)	0.6661 USD (73,078)
YTD High date	1.2100 USD (2024/04/18)
YTD Low date	0.3950 USD (2024/07/02)
52 Weeks High date	1.2100 USD (2024/04/18)
52 Weeks Low date	0.3950 USD (2024/07/02)

Arbitrage views

Exchange	Date	Time	Price	Trading volume (mio.)	Number of trades
Nasdaq	2024/07/17	22:30	0.5489 USD	0.00	101

Company profile

Company Logo

Company Profile

Contact Details

PACIFICO ACQUISITION CORP.

--

Telefon: -

Fax: -

E-mail: -