

ARHAUS INC COM USD0.001 CLASS A

ISIN: **US04035M1027** WKN: **04035M102**

Overview

2024/09/16 22:00:00

Price
12.35 USDDifference  -0.80% (-0.10)

General attributes

ISIN	US04035M1027
Symbol	ARHS
Exchange	Nasdaq
Currency	USD
Sector	-
Security type	Stock
Market cap (m)	600 EUR
Benchmark	S&P 500

Market data

Bid (Bid size)	12.01 USD (100)
Ask (Ask size)	12.35 USD (1,400)
Open	12.59 USD
High	12.94 USD
Low	12.24 USD
Close (prev. day)	12.45 USD
VWAP	12.449348 USD
Volume (pcs)	732,757
Trading volume	9,123,487.23
Number of trades	10,094
Last size	-

Futures and Options

Related Futures	-
Related Options	-











5Y



Information about previous performance does not guarantee future performance.
Source: FactSet

Recent research

on market

Date	Headline	Download
2024/09/11	 Global Equity Ratings	
2024/09/05	 Global Equity Ratings	
2024/08/12	 Global Equity Ratings	
2024/07/24	 Global Equity Ratings	
2024/07/12	 Global Equity Ratings	

Details

2024/09/16 22:00:00

Price

12.35 USD

Difference ▼ -0.80% (-0.10)

General attributes

ISIN	US04035M1027
Symbol	ARHS
Exchange	Nasdaq
Currency	USD
Sector	-
Security type	Stock
Market cap (m)	600 EUR
Benchmark	S&P 500

Market data

Bid (Bid size)	12.01 USD (100)
Ask (Ask size)	12.35 USD (1,400)
Open	12.59 USD
High	12.94 USD
Low	12.24 USD
Close (prev. day)	12.45 USD
VWAP	12.449348 USD
Volume (pcs)	732,757
Trading volume	9,123,487.23
Number of trades	10,094
Last size	-

Performance and Risk

	6m	1Y	3Y
Perf (%)	-22.28%	+29.15%	-
Perf (abs.)	-3.57	+2.81	-
Beta	-	-	-
Volatility	60.14	53.47	-

5Y



Information about previous performance does not guarantee future performance.
Source: FactSet

Price data

Ø price 5 days Ø volume 5 days (pcs.)	11.23 USD (1,162,576)
Ø price 30 days Ø volume 30 days (pcs.)	12.06 USD (1,483,035)
Ø price 100 days Ø volume 100 days (pcs.)	15.01 USD (1,346,927)
Ø price 250 days Ø volume 250 days (pcs.)	12.86 USD (1,123,018)
YTD High date	19.81 USD (2024/06/07)
YTD Low date	8.50 USD (2024/08/08)
52 Weeks High date	19.81 USD (2024/06/07)
52 Weeks Low date	7.56 USD (2023/11/02)

Arbitrage views

Exchange	Date	Time	Price	Trading volume (mio.)	Number of trades
Nasdaq	2024/09/16	22:00	12.35 USD	9.12	10,094

Company profile

Company Logo

Contact Details

ARHAUS INC

--

Telefon: -

Fax: -

E-mail: -

Company Profile

-