

INVESCO LTD.

ISIN: **BMG491BT1088**

WKN: **G491BT108**

Overview

2024/08/07 22:26:22

Price

14.04 EUR

Difference ▼ -1.15% (-0.16)

General attributes

ISIN	BMG491BT1088
Symbol	IVZ
Exchange	Tradegate
Currency	EUR
Sector	Financial
Security type	Stock
Market cap (m)	6,315 EUR
Benchmark	S&P 500

Market data

Bid (Bid size)	13.972 EUR (394)
Ask (Ask size)	14.106 EUR (390)
Open	14.394 EUR
High	14.524 EUR
Low	14.108 EUR
Close (prev. day)	14.204 EUR
VWAP	14.26884 EUR
Volume (pcs)	708
Trading volume	10,102.34
Number of trades	6
Last size	350

Futures and Options

Related Futures	-
Related Options	-

PDF Downloads











Company report: INVESCO LTD. 

5Y



Information about previous performance does not guarantee future performance.
Source: FactSet

Recent research

on sector	on market		
Date	Headline		Download
2024/08/07	 Akciové trhy - denní zpráva		
2024/08/06	 Akciové trhy - denní zpráva		
2024/08/05	 Akciové trhy - denní zpráva		
2024/08/02	 Akciové trhy - denní zpráva		
2024/08/01	 Akciové trhy - denní zpráva		

Details

2024/08/07 22:26:22

Price

14.04 EUR

Difference ▼ -1.15% (-0.16)

General attributes

ISIN	BMG491BT1088
Symbol	IVZ
Exchange	Tradegate
Currency	EUR
Sector	Financial
Security type	Stock
Market cap (m)	6,315 EUR
Benchmark	S&P 500

Market data

Bid (Bid size)	13.972 EUR (394)
Ask (Ask size)	14.106 EUR (390)
Open	14.394 EUR
High	14.524 EUR
Low	14.108 EUR
Close (prev. day)	14.204 EUR
VWAP	14.26884 EUR
Volume (pcs)	708
Trading volume	10,102.34
Number of trades	6
Last size	350

Performance and Risk

	6m	1Y	3Y
Perf (%)	-4.51%	-8.60%	-33.17%
Perf (abs.)	-0.67	-1.33	-7.00
Beta	1.07	1.33	1.44
Volatility	29.63	29.76	34.29

5Y



Information about previous performance does not guarantee future performance.
Source: FactSet

Price data

Ø price 5 days Ø volume 5 days (pcs.)	14.39 EUR (537)
Ø price 30 days Ø volume 30 days (pcs.)	14.71 EUR (395)
Ø price 100 days Ø volume 100 days (pcs.)	14.45 EUR (468)
Ø price 250 days Ø volume 250 days (pcs.)	14.23 EUR (437)
YTD High date	16.64 EUR (2024/01/08)
YTD Low date	13.28 EUR (2024/04/30)
52 Weeks High date	16.64 EUR (2024/01/08)
52 Weeks Low date	11.75 EUR (2023/10/23)

All listings for INVESCO LTD.

Exchange	Date	Time	Price	Trading volume (mio.)	Number of trades
Tradegate	2024/08/07	22:26	14.04 EUR	0.01	6
Stuttgart	2024/08/07	15:09	14.372 EUR	0.00	11
NYSE	2024/08/07	22:00	15.33 USD	63.18	29,367
Munich	2024/08/07	08:00	14.226 EUR	0.00	2
London Stock	2024/08/07	15:55	15.8882 USD	0.03	3

Exchange	07					
Frankfurt	2024/08/07	08:04	14.226	EUR	0.00	2
Duesseldorf	2024/08/07	19:30	14.10	EUR	0.00	5
Berlin	2024/08/07	08:08	14.216	EUR	0.00	3

Company profile

Company Logo



Company Profile

Invesco Ltd. engages in the investment management business. Its product includes mutual funds, unit trusts, exchange-traded funds, closed-end funds, and retirement plans. The company was founded in December 1935 and is headquartered in Atlanta, GA.

Contact Details

INVESCO LTD.

--

1331 Spring Street, Suite 2500 - 30309
Atlanta

Telefon: +1-404-892-0896

Fax: +

E-mail: contactus@invesco.com

PDF Downloads

Company report: INVESCO LTD.



Members of Management Board

Andrew Schlossberg	Chairman of Managing Board
--------------------	----------------------------

Board of directors

G. Wagoner	Chairman of Supervisory Board
Christopher Womack	Member of Supervisory Board
Elizabeth Johnson	Member of Supervisory Board
Martin Flanagan	Member of Supervisory Board
Nigel Sheinwald	Member of Supervisory Board
Paula Tolliver	Member of Supervisory Board
Phoebe Wood	Member of Supervisory Board
Sarah Beshar	Member of Supervisory Board
Thomas Finke	Member of Supervisory Board
Thomas Gibbons	Member of Supervisory Board
William Glavin	Member of Supervisory Board