

LACROIX GROUP SA

ISIN: **FR0000066607** WKN: **6660**

Overview

2024/09/03 15:33:26

Price

19.40 EUR

Difference  -0.51% (-0.10)

General attributes

ISIN	FR0000066607
Symbol	LACR
Exchange	Stuttgart
Currency	EUR
Sector	Technology
Security type	Stock
Market cap (m)	96 EUR
Benchmark	CAC 40 INDEX

Market data

Bid (Bid size)	19.40 EUR (100)
Ask (Ask size)	20.10 EUR (100)
Open	19.60 EUR
High	19.60 EUR
Low	19.40 EUR
Close (prev. day)	19.50 EUR
VWAP	-
Volume (pcs)	0
Trading volume	0.00
Number of trades	6
Last size	0

Futures and Options










Related Futures	-
Related Options	-

5Y



Information about previous performance does not guarantee future performance.
Source: FactSet

Recent research

on sector		on market	
Date		Headline	Download
2024/09/03		Akciové trhy - denní zpráva	
2024/09/02		Akciové trhy - denní zpráva	
2024/08/30		Akciové trhy - denní zpráva	
2024/08/29		Akciové trhy - denní zpráva	
2024/08/28		Akciové trhy - denní zpráva	

Details

2024/09/03 15:33:26

Price

19.40 EUR

Difference ▼ -0.51% (-0.10)

General attributes

ISIN	FR0000066607
Symbol	LACR
Exchange	Stuttgart
Currency	EUR
Sector	Technology
Security type	Stock
Market cap (m)	96 EUR
Benchmark	CAC 40 INDEX

Market data

Bid (Bid size)	19.40 EUR (100)
Ask (Ask size)	20.10 EUR (100)
Open	19.60 EUR
High	19.60 EUR
Low	19.40 EUR
Close (prev. day)	19.50 EUR
VWAP	-
Volume (pcs)	0
Trading volume	0.00
Number of trades	6
Last size	0

Performance and Risk

	6m	1Y	3Y
Perf (%)	-20.41%	-50.88%	-
Perf (abs.)	-5.00	-20.20	-
Beta	0.13	-0.01	0.39
Volatility	28.88	36.35	-

5Y



Information about previous performance does not guarantee future performance.
Source: FactSet

Price data

Ø price 5 days Ø volume 5 days (pcs.)	19.80 EUR (0)
Ø price 30 days Ø volume 30 days (pcs.)	19.81 EUR (14)
Ø price 100 days Ø volume 100 days (pcs.)	21.98 EUR (13)
Ø price 250 days Ø volume 250 days (pcs.)	25.79 EUR (6)
YTD High date	30.90 EUR (2024/01/11)
YTD Low date	19.20 EUR (2024/07/26)
52 Weeks High date	40.60 EUR (2023/09/06)
52 Weeks Low date	19.20 EUR (2024/07/26)

All listings for LACROIX GROUP SA

Exchange	Date	Time	Price	Trading volume (mio.)	Number of trades
Stuttgart	2024/09/03	15:33	19.40 EUR	0.00	6
Munich	2024/09/03	08:04	20.30 EUR	0.00	1
London Stock Exchange	2018/08/13	17:10	26.2362 EUR	0.00	1
Frankfurt	2024/09/03	12:15	20.20 EUR	0.00	2
FINRA other OTC	2024/08/15	15:47	21.4619 USD	0.03	1

Issues	13					
Euronext Paris	2024/09/03	17:37	19.85 EUR	0.02		56
Duesseldorf	2024/09/03	08:12	19.55 EUR	0.00		1

Company profile

Company Logo



Company Profile

-

Contact Details

LACROIX GROUP

--

Telefon: -

Fax: -

E-mail: -