

SKANDINAVISKA ENSKILDA BANKEN SER. A (SEB) - STO/20220916

2022/03/23 14:13:49

Price
104.50 SEKDifference  0.00% (0.00)

General attributes

Symbol	SEBU22
Exchange	Nasdaq Stockholm
Currency	SEK
Security type	Future
Underlying	SKANDINAVISKA ENSKILDA BANKEN AB SER. A
Maturity	09-2022
Contract size	100

Market data

Bid (Bid size)	110.10 SEK (80)
Ask (Ask size)	111.49 SEK (80)
Open	104.50 SEK
High	104.50 SEK
Low	104.50 SEK
Close (prev. day)	104.50 SEK
Underlying	SKANDINAVISKA ENSKILDA BANKEN AB SER. A
Underlying price (date)	110.70 (22/08/11)
Settlement price (date)	- (-)
Open Interest	-

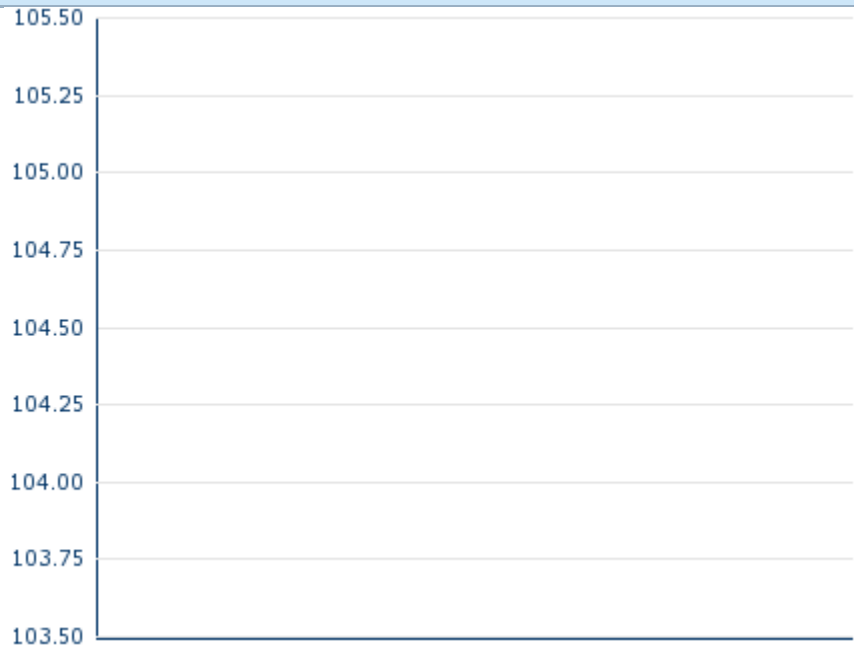
Performance and Risk

	6m	1Y	3Y
Perf (%)	-	-	-
Perf (abs.)	-	-	-
Beta	-	-	-
Volatility	-	-	-

Futures and Options

Related Futures	-
Related Options	-

5Y












Information about previous performance does not guarantee future performance.
Source: FactSet

Price data

Ø price 5 days Ø volume 5 days (pcs.)	- SEK (10)
Ø price 30 days Ø volume 30 days (pcs.)	- SEK (10)
Ø price 100 days Ø volume 100 days (pcs.)	- SEK (10)
Ø price 250 days Ø volume 250 days (pcs.)	- SEK (10)
YTD High date	104.50 SEK (2022/03/23)
YTD Low date	104.50 SEK (2022/03/23)
52 Weeks High date	104.50 SEK (2022/03/23)
52 Weeks Low date	104.50 SEK (2022/03/23)

Recent Research

Date	Headline	Download
2022/08/08	 Global Equity Ratings	
2022/07/25	 Global Equity Ratings	
2022/07/19	 Global Equity Ratings	
2022/06/29	 Global Equity Ratings	
2022/05/25	 Global Equity Ratings	