

ALDEYRA THERAPEUTICS INC.

ISIN: **US01438T1060** WKN: **01438T106**

Overview

2024/08/16 08:08:00

Price

4.744 EUR

Difference  9.54% (0.41)

General attributes

| | |
|----------------|--------------|
| ISIN | US01438T1060 |
| Symbol | ALDX |
| Exchange | Munich |
| Currency | EUR |
| Sector | - |
| Security type | Stock |
| Market cap (m) | 275 EUR |
| Benchmark | S&P 500 |

Market data

| | |
|-------------------|-----------|
| Bid (Bid size) | - |
| Ask (Ask size) | - |
| Open | 4.744 EUR |
| High | 4.744 EUR |
| Low | 4.744 EUR |
| Close (prev. day) | 4.331 EUR |
| VWAP | 3.847 EUR |
| Volume (pcs) | 0 |
| Trading volume | 0.00 |
| Number of trades | 2 |
| Last size | 0 |

Futures and Options

| | |
|-----------------|---|
| Related Futures | - |
| Related Options | - |






5Y



Information about previous performance does not guarantee future performance.

Source: FactSet

Recent research

| on market | | | |
|------------|---|-------------------------|---|
| Date | | Headline | Download |
| 2024/08/12 |  | Global Equity Ratings |  |
| 2024/07/24 |  | Global Equity Ratings |  |
| 2024/07/12 |  | Global Equity Ratings |  |
| 2024/07/03 |  | Global Strategy 3Q 2024 |  |
| 2024/06/21 |  | Global Equity Ratings |  |

Details

2024/08/16 08:08:00

Price

4.744 EUR

Difference ▲ 9.54% (0.41)

General attributes

| | |
|----------------|--------------|
| ISIN | US01438T1060 |
| Symbol | ALDX |
| Exchange | Munich |
| Currency | EUR |
| Sector | - |
| Security type | Stock |
| Market cap (m) | 275 EUR |
| Benchmark | S&P 500 |

Market data

| | |
|-------------------|-----------|
| Bid (Bid size) | - |
| Ask (Ask size) | - |
| Open | 4.744 EUR |
| High | 4.744 EUR |
| Low | 4.744 EUR |
| Close (prev. day) | 4.331 EUR |
| VWAP | 3.847 EUR |
| Volume (pcs) | 0 |
| Trading volume | 0.00 |
| Number of trades | 2 |
| Last size | 0 |

Performance and Risk

| | 6m | 1Y | 3Y |
|-------------|---------|---------|------|
| Perf (%) | +44.02% | -32.66% | - |
| Perf (abs.) | +1.45 | -2.30 | - |
| Beta | 2.45 | 1.55 | 1.17 |
| Volatility | 74.36 | 138.81 | - |

5Y



Information about previous performance does not guarantee future performance.
Source: FactSet

Price data

| | |
|---|------------------------|
| Ø price 5 days Ø volume 5 days (pcs.) | 4.468 EUR (0) |
| Ø price 30 days Ø volume 30 days (pcs.) | 3.637 EUR (0) |
| Ø price 100 days Ø volume 100 days (pcs.) | 3.605 EUR (1) |
| Ø price 250 days Ø volume 250 days (pcs.) | 3.576 EUR (25) |
| YTD High date | 4.744 EUR (2024/08/16) |
| YTD Low date | 2.572 EUR (2024/03/15) |
| 52 Weeks High date | 6.925 EUR (2023/08/17) |
| 52 Weeks Low date | 1.356 EUR (2023/10/16) |

Arbitrage views

| Exchange | Date | Time | Price | Trading volume (mio.) | Number of trades |
|-------------|------------|-------|-----------|-----------------------|------------------|
| Tradegate | 2024/08/16 | 22:26 | 4.59 EUR | 0.00 | 7 |
| Stuttgart | 2024/08/16 | 18:44 | 4.58 EUR | 0.01 | 5 |
| Nasdaq | 2024/08/16 | 22:00 | 5.07 USD | 2.21 | 6,359 |
| Munich | 2024/08/16 | 08:08 | 4.744 EUR | 0.00 | 2 |
| Frankfurt | 2024/08/16 | 16:56 | 4.676 EUR | 0.00 | 1 |
| Duesseldorf | 2024/08/16 | 19:30 | 4.581 EUR | 0.00 | 6 |
| Berlin | 2024/08/16 | 20:30 | 4.559 EUR | 0.00 | 19 |

Company profile

Company Logo



Company Profile

-

Contact Details

ALDEYRA THERAPEUTICS

--

Telefon: -

Fax: -

E-mail: -