

## ALDEYRA THERAPEUTICS INC.

ISIN: **US01438T1060** WKN: **01438T106**

## Overview

2024/08/21 08:04:00

Price  
4.82 EURDifference  0.00% (0.00)

## General attributes

ISIN	US01438T1060
Symbol	ALDX
Exchange	Munich
Currency	EUR
Sector	-
Security type	Stock
Market cap (m)	286 EUR
Benchmark	S&P 500

## Market data

Bid (Bid size)	-
Ask (Ask size)	-
Open	4.82 EUR
High	4.82 EUR
Low	4.82 EUR
Close (prev. day)	4.82 EUR
VWAP	3.847 EUR
Volume (pcs)	0
Trading volume	0.00
Number of trades	1
Last size	0

## Futures and Options











Related Futures	-
Related Options	-

5Y



Information about previous performance does not guarantee future performance.  
Source: FactSet

## Recent research

on market			
Date		Headline	Download
2024/08/12		Global Equity Ratings	
2024/07/24		Global Equity Ratings	
2024/07/12		Global Equity Ratings	
2024/07/03		Global Strategy 3Q 2024	
2024/06/21		Global Equity Ratings	

## Details

2024/08/21 08:04:00

## Price

4.82 EUR

Difference ↔ 0.00% (0.00)

## General attributes

ISIN	US01438T1060
Symbol	ALDX
Exchange	Munich
Currency	EUR
Sector	-
Security type	Stock
Market cap (m)	286 EUR
Benchmark	S&P 500

## Market data

Bid (Bid size)	-
Ask (Ask size)	-
Open	4.82 EUR
High	4.82 EUR
Low	4.82 EUR
Close (prev. day)	4.82 EUR
VWAP	3.847 EUR
Volume (pcs)	0
Trading volume	0.00
Number of trades	1
Last size	0

## Performance and Risk

	6m	1Y	3Y
Perf (%)	+50.16%	-28.38%	-
Perf (abs.)	+1.61	-1.91	-
Beta	2.46	1.57	1.18
Volatility	73.91	138.87	-

5Y



Information about previous performance does not guarantee future performance.  
Source: FactSet

## Price data

Ø price 5 days   Ø volume 5 days (pcs.)	4.67 EUR (0)
Ø price 30 days   Ø volume 30 days (pcs.)	3.81 EUR (0)
Ø price 100 days   Ø volume 100 days (pcs.)	3.66 EUR (1)
Ø price 250 days   Ø volume 250 days (pcs.)	3.55 EUR (25)
YTD High   date	4.82 EUR (2024/08/20)
YTD Low   date	2.57 EUR (2024/03/15)
52 Weeks High   date	6.92 EUR (2023/08/31)
52 Weeks Low   date	1.36 EUR (2023/10/16)

## Arbitrage views

Exchange <span>⊕</span>	Date	Time	Price	Trading volume (mio.)	Number of trades
Tradegate	2024/08/21	22:26	4.802 EUR	0.00	1
Stuttgart	2024/08/21	21:35	4.75 EUR	0.00	7
Nasdaq	2024/08/21	22:00	5.36 USD	1.32	2,790
Munich	2024/08/21	08:04	4.82 EUR	0.00	1
Frankfurt	2024/08/21	15:52	4.852 EUR	0.01	1
Duesseldorf	2024/08/21	19:30	4.729 EUR	0.00	6
Berlin	2024/08/21	20:30	4.793 EUR	0.00	19

## Company profile

### Company Logo



### Company Profile

-

### Contact Details

ALDEYRA THERAPEUTICS

--

----

Telefon: -

Fax: -

E-mail: -