

ALDEYRA THERAPEUTICS INC.

ISIN: **US01438T1060** WKN: **01438T106**

Overview

2024/08/16 08:08:00

Price

4.744 EUR

Difference  9.54% (0.41)

General attributes

ISIN	US01438T1060
Symbol	ALDX
Exchange	Munich
Currency	EUR
Sector	-
Security type	Stock
Market cap (m)	275 EUR
Benchmark	S&P 500

Market data

Bid (Bid size)	-
Ask (Ask size)	-
Open	4.744 EUR
High	4.744 EUR
Low	4.744 EUR
Close (prev. day)	4.331 EUR
VWAP	3.847 EUR
Volume (pcs)	0
Trading volume	0.00
Number of trades	2
Last size	0

Futures and Options

Related Futures	-
Related Options	-






5Y



Information about previous performance does not guarantee future performance.

Source: FactSet

Recent research

on market			
Date		Headline	Download
2024/08/12		Global Equity Ratings	
2024/07/24		Global Equity Ratings	
2024/07/12		Global Equity Ratings	
2024/07/03		Global Strategy 3Q 2024	
2024/06/21		Global Equity Ratings	

Details

2024/08/16 08:08:00

Price

4.744 EUR

Difference ▲ 9.54% (0.41)

General attributes

ISIN	US01438T1060
Symbol	ALDX
Exchange	Munich
Currency	EUR
Sector	-
Security type	Stock
Market cap (m)	275 EUR
Benchmark	S&P 500

Market data

Bid (Bid size)	-
Ask (Ask size)	-
Open	4.744 EUR
High	4.744 EUR
Low	4.744 EUR
Close (prev. day)	4.331 EUR
VWAP	3.847 EUR
Volume (pcs)	0
Trading volume	0.00
Number of trades	2
Last size	0

Performance and Risk

	6m	1Y	3Y
Perf (%)	+44.02%	-32.66%	-
Perf (abs.)	+1.45	-2.30	-
Beta	2.45	1.57	1.17
Volatility	74.36	138.81	-

5Y



Information about previous performance does not guarantee future performance.
Source: FactSet

Price data

Ø price 5 days Ø volume 5 days (pcs.)	4.468 EUR (0)
Ø price 30 days Ø volume 30 days (pcs.)	3.637 EUR (0)
Ø price 100 days Ø volume 100 days (pcs.)	3.605 EUR (1)
Ø price 250 days Ø volume 250 days (pcs.)	3.576 EUR (25)
YTD High date	4.744 EUR (2024/08/16)
YTD Low date	2.572 EUR (2024/03/15)
52 Weeks High date	6.925 EUR (2023/08/17)
52 Weeks Low date	1.356 EUR (2023/10/16)

Arbitrage views

Exchange	Date	Time	Price	Trading volume (mio.)	Number of trades
Tradegate	2024/08/16	22:26	4.59 EUR	0.00	7
Stuttgart	2024/08/16	18:44	4.58 EUR	0.01	5
Nasdaq	2024/08/16	22:00	5.07 USD	2.21	6,359
Munich	2024/08/16	08:08	4.744 EUR	0.00	2
Frankfurt	2024/08/16	16:56	4.676 EUR	0.00	1
Duesseldorf	2024/08/16	19:30	4.581 EUR	0.00	6
Berlin	2024/08/16	20:30	4.559 EUR	0.00	19

Company profile

Company Logo



Company Profile

-

Contact Details

ALDEYRA THERAPEUTICS

--

Telefon: -

Fax: -

E-mail: -