

## ASSEMBLY BIOSCIENCES INC.

ISIN: **US0453962070** WKN: **045396207**

## Overview

2024/07/17 08:12:29

Price

13.75 EUR

Difference  -1.79% (-0.25)

## General attributes

ISIN US0453962070

Symbol ASMB

Exchange Frankfurt

Currency EUR

Sector Chemical / Pharmaceutical / Health

Security type Stock

Market cap (m) 86 EUR

Benchmark S&amp;P 500

## Market data

Bid (Bid size) -

Ask (Ask size) -

Open 13.75 EUR

High 13.75 EUR

Low 13.75 EUR

Close (prev. day) 14.00 EUR

VWAP 14.00 EUR

Volume (pcs) 0

Trading volume 0.00

Number of trades 2

Last size 0

## Futures and Options

Related Futures -

Related Options -




5Y



Information about previous performance does not guarantee future performance.

Source: FactSet

## Recent research

on sector		on market	
Date		Headline	Download
2024/07/12		Global Equity Ratings	
2024/06/21		Global Equity Ratings	
2024/06/14		Global Equity Ratings	
2024/05/29		Global Equity Ratings	
2024/04/26		Global Equity Ratings	

## Details

2024/07/17 08:12:29

## Price

13.75 EUR

Difference ▼ -1.79% (-0.25)

## General attributes

ISIN	US0453962070
Symbol	ASMB
Exchange	Frankfurt
Currency	EUR
Sector	Chemical / Pharmaceutical / Health
Security type	Stock
Market cap (m)	86 EUR
Benchmark	S&P 500

## Market data

Bid (Bid size)	-
Ask (Ask size)	-
Open	13.75 EUR
High	13.75 EUR
Low	13.75 EUR
Close (prev. day)	14.00 EUR
VWAP	14.00 EUR
Volume (pcs)	0
Trading volume	0.00
Number of trades	2
Last size	0

## Performance and Risk

	6m	1Y	3Y
Perf (%)	+58.48%	-	-
Perf (abs.)	+5.07	-	-
Beta	0.99	1.07	0.89
Volatility	69.47	-	-

5Y



Information about previous performance does not guarantee future performance.  
Source: FactSet

## Price data

Ø price 5 days   Ø volume 5 days (pcs.)	13.26 EUR (275)
Ø price 30 days   Ø volume 30 days (pcs.)	13.47 EUR (4,027)
Ø price 100 days   Ø volume 100 days (pcs.)	12.80 EUR (1,733)
Ø price 250 days   Ø volume 250 days (pcs.)	- EUR (-)
YTD High   date	15.20 EUR (2024/06/11)
YTD Low   date	8.56 EUR (2024/01/08)
52 Weeks High   date	- EUR (-)
52 Weeks Low   date	- EUR (-)

## Arbitrage views

Exchange	Date	Time	Price	Trading volume (mio.)	Number of trades
Tradegate	2024/07/17	22:26	13.95 EUR	0.01	8
Stuttgart	2024/07/17	21:58	13.60 EUR	0.00	8
Nasdaq	2024/07/17	22:30	15.12 USD	0.04	129
Munich	2024/07/17	08:01	13.90 EUR	0.00	1
Frankfurt	2024/07/17	08:12	13.75 EUR	0.00	2
Duesseldorf	2024/07/17	19:30	13.70 EUR	0.00	7
Berlin	2024/07/17	20:08	13.95 EUR	0.00	13

## Company profile

### Company Logo



### Company Profile

-

### Contact Details

ASSEMBLY BIOSCIENCES

--

----

Telefon: -

Fax: -

E-mail: -