

## BCE (BCEF) - EUX/20221118

2022/08/12 18:53:26

Price  
**49.7387** USDDifference  -0.89% (-0.45)

## General attributes

Symbol	BCEFX22
Exchange	Eurex
Currency	USD
Security type	Future
Underlying	BCE INC.
Maturity	11-2022
Contract size	100

## Market data

Bid (Bid size)	- USD (-)
Ask (Ask size)	- USD (-)
Open	49.7387 USD
High	49.7387 USD
Low	49.7387 USD
Close (prev. day)	50.1868 USD
Underlying	BCE INC.
Underlying price (date)	64.47 (22/08/12)
Settlement price (date)	49.74 (22/08/12)
Open Interest	0

## Performance and Risk

	6m	1Y	3Y
Perf (%)	-1.81%	-	-
Perf (abs.)	-0.92	-	-
Beta	-	-	-
Volatility	20.45	17.85	17.85

## Futures and Options

Related Futures	-
Related Options	-









Information about previous performance does not guarantee future performance.  
Source: FactSet

## Price data

Ø price 5 days   Ø volume 5 days (pcs.)	49.6551 USD (0)
Ø price 30 days   Ø volume 30 days (pcs.)	49.1334 USD (0)
Ø price 100 days   Ø volume 100 days (pcs.)	51.6593 USD (0)
Ø price 250 days   Ø volume 250 days (pcs.)	- USD (0)
YTD High   date	58.0305 USD (2022/04/20)
YTD Low   date	47.3109 USD (2022/06/17)
52 Weeks High   date	58.0305 USD (2022/04/20)
52 Weeks Low   date	47.3109 USD (2022/06/17)

## Recent Research

on sector			
Date		Headline	Download
2022/08/08		Global Equity Ratings	
2022/07/25		Global Equity Ratings	
2022/07/19		Global Equity Ratings	
2022/06/29		Global Equity Ratings	
2022/05/25		Global Equity Ratings	