

BCE (BCEF) - EUX/20221118

2022/07/01 18:35:50

Price
49.1145 USDDifference  0.57% (0.28)

General attributes

Symbol	BCEFX22
Exchange	Eurex
Currency	USD
Security type	Future
Underlying	BCE INC.
Maturity	11-2022
Contract size	100

Market data

Bid (Bid size)	- USD (-)
Ask (Ask size)	- USD (-)
Open	49.1145 USD
High	49.1145 USD
Low	49.1145 USD
Close (prev. day)	48.8364 USD
Underlying	BCE INC.
Underlying price (date)	63.27 (22/06/30)
Settlement price (date)	49.11 (22/07/01)
Open Interest	0

Performance and Risk

	6m	1Y	3Y
Perf (%)	-0.71%	-	-
Perf (abs.)	-0.35	-	-
Beta	-	-	-
Volatility	19.91	18.02	18.02

Futures and Options

Related Futures	-
Related Options	-












Information about previous performance does not guarantee future performance.
Source: FactSet

Price data

Ø price 5 days Ø volume 5 days (pcs.)	48.9562 USD (0)
Ø price 30 days Ø volume 30 days (pcs.)	50.7810 USD (0)
Ø price 100 days Ø volume 100 days (pcs.)	52.3992 USD (0)
Ø price 250 days Ø volume 250 days (pcs.)	- USD (0)
YTD High date	58.0305 USD (2022/04/20)
YTD Low date	47.3109 USD (2022/06/17)
52 Weeks High date	58.0305 USD (2022/04/20)
52 Weeks Low date	47.3109 USD (2022/06/17)

Recent Research

on sector		
Date	Headline	Download
2022/06/29	 Global Equity Ratings	
2022/05/25	 Global Equity Ratings	
2022/05/04	 Global Equity Ratings	
2022/04/27	 České shrnutí reportu na CTP	
2022/04/27	 Global Equity Ratings	