

## COMCAST (CMCF) - EUX/20221118

2022/09/26 19:05:38

Price  
**30.5774** USDDifference  -3.27% (-1.03)

## General attributes

Symbol	CMCFX22
Exchange	Eurex
Currency	USD
Security type	Future
Underlying	COMCAST CORP. CLASS A
Maturity	11-2022
Contract size	100

## Market data

Bid (Bid size)	- USD (-)
Ask (Ask size)	- USD (-)
Open	30.5774 USD
High	30.5774 USD
Low	30.5774 USD
Close (prev. day)	31.6121 USD
Underlying	COMCAST CORP. CLASS A
Underlying price (date)	30.89 (22/09/26)
Settlement price (date)	30.58 (22/09/26)
Open Interest	0

## Performance and Risk

	6m	1Y	3Y
Perf (%)	-34.68%	-	-
Perf (abs.)	-16.23	-	-
Beta	-	-	-
Volatility	31.83	28.52	28.52

## Futures and Options

Related Futures	-
Related Options	-

5Y












Information about previous performance does not guarantee future performance.  
Source: FactSet

## Price data

Ø price 5 days   Ø volume 5 days (pcs.)	32.4916 USD (0)
Ø price 30 days   Ø volume 30 days (pcs.)	35.7178 USD (0)
Ø price 100 days   Ø volume 100 days (pcs.)	39.1458 USD (0)
Ø price 250 days   Ø volume 250 days (pcs.)	- USD (0)
YTD High   date	51.4801 USD (2022/01/14)
YTD Low   date	30.5774 USD (2022/09/26)
52 Weeks High   date	53.7416 USD (2021/10/20)
52 Weeks Low   date	30.5774 USD (2022/09/26)

## Recent Research

on sector		on market	
Date		Headline	Download
2022/09/26		Global Equity Ratings	
2022/09/01		Global Equity Ratings	
2022/08/25		Global Equity Ratings	
2022/08/18		Global Equity Ratings	
2022/08/08		Global Equity Ratings	