

## COMCAST (CMCF) - EUX/20221118

2022/08/15 18:38:36

Price  
**40.1517** USDDifference  0.54% (0.22)

## General attributes

Symbol	CMCFX22
Exchange	Eurex
Currency	USD
Security type	Future
Underlying	COMCAST CORP. CLASS A
Maturity	11-2022
Contract size	100

## Market data

Bid (Bid size)	- USD (-)
Ask (Ask size)	- USD (-)
Open	40.1517 USD
High	40.1517 USD
Low	40.1517 USD
Close (prev. day)	39.9349 USD
Underlying	COMCAST CORP. CLASS A
Underlying price (date)	40.57 (22/08/15)
Settlement price (date)	40.15 (22/08/15)
Open Interest	0

## Performance and Risk

	6m	1Y	3Y
Perf (%)	-15.78%	-	-
Perf (abs.)	-7.52	-	-
Beta	-	-	-
Volatility	31.89	28.70	28.70

## Futures and Options

Related Futures	-
Related Options	-












5Y

Information about previous performance does not guarantee future performance.  
Source: FactSet

## Price data

Ø price 5 days   Ø volume 5 days (pcs.)	39.2742 USD (0)
Ø price 30 days   Ø volume 30 days (pcs.)	39.9452 USD (0)
Ø price 100 days   Ø volume 100 days (pcs.)	42.0600 USD (0)
Ø price 250 days   Ø volume 250 days (pcs.)	- USD (0)
YTD High   date	51.4801 USD (2022/01/14)
YTD Low   date	36.8987 USD (2022/07/29)
52 Weeks High   date	53.7416 USD (2021/10/20)
52 Weeks Low   date	36.8987 USD (2022/07/29)

## Recent Research

on sector		on market	
Date		Headline	Download
2022/08/08		Global Equity Ratings	
2022/07/25		Global Equity Ratings	
2022/07/19		Global Equity Ratings	
2022/06/29		Global Equity Ratings	
2022/05/25		Global Equity Ratings	