

HENKEL PREF. (HENG) - EUX/20221118

2022/08/17 18:35:19

Price
66.582 EURDifference  1.04% (0.68)

General attributes

Symbol	HENGX22
Exchange	Eurex
Currency	EUR
Security type	Future
Underlying	HENKEL AG & CO VZ
Maturity	11-2022
Contract size	100

Market data

Bid (Bid size)	- EUR (-)
Ask (Ask size)	- EUR (-)
Open	66.582 EUR
High	66.582 EUR
Low	66.582 EUR
Close (prev. day)	65.8995 EUR
Underlying	HENKEL AG & CO VZ
Underlying price (date)	67.30 (22/08/18)
Settlement price (date)	66.58 (22/08/17)
Open Interest	500

Performance and Risk

	6m	1Y	3Y
Perf (%)	-7.86%	-	-
Perf (abs.)	-5.68	-	-
Beta	-	-	-
Volatility	26.75	29.18	29.18

Futures and Options

Related Futures	-
Related Options	-












Information about previous performance does not guarantee future performance.
Source: FactSet

Price data

Ø price 5 days Ø volume 5 days (pcs.)	65.403 EUR (0)
Ø price 30 days Ø volume 30 days (pcs.)	62.798 EUR (0)
Ø price 100 days Ø volume 100 days (pcs.)	61.416 EUR (0)
Ø price 250 days Ø volume 250 days (pcs.)	- EUR (0)
YTD High date	80.591 EUR (2022/01/14)
YTD Low date	57.572 EUR (2022/06/16)
52 Weeks High date	80.591 EUR (2022/01/14)
52 Weeks Low date	57.572 EUR (2022/06/16)

Recent Research

on underlying	on sector	on market		
Date			Headline	Download
2022/05/04			Global Equity Ratings	
2022/04/27			Global Equity Ratings	
2022/04/14			Global Equity Ratings	
2022/03/29			Global Equity Ratings	
2022/03/10			Global Equity Ratings	