

HENKEL PREF. (HENG) - EUX/20221118

2022/08/17 18:35:19

Price
66.582 EURDifference  1.04% (0.68)

General attributes

| | |
|---------------|-------------------|
| Symbol | HENGX22 |
| Exchange | Eurex |
| Currency | EUR |
| Security type | Future |
| Underlying | HENKEL AG & CO VZ |
| Maturity | 11-2022 |
| Contract size | 100 |

Market data

| | |
|-------------------------|-------------------|
| Bid (Bid size) | - EUR (-) |
| Ask (Ask size) | - EUR (-) |
| Open | 66.582 EUR |
| High | 66.582 EUR |
| Low | 66.582 EUR |
| Close (prev. day) | 65.8995 EUR |
| Underlying | HENKEL AG & CO VZ |
| Underlying price (date) | 66.72 (22/08/18) |
| Settlement price (date) | 66.58 (22/08/17) |
| Open Interest | 500 |

Performance and Risk

| | 6m | 1Y | 3Y |
|-------------|--------|-------|-------|
| Perf (%) | -7.86% | - | - |
| Perf (abs.) | -5.68 | - | - |
| Beta | - | - | - |
| Volatility | 26.75 | 29.18 | 29.18 |

Futures and Options

| | |
|-----------------|---|
| Related Futures | - |
| Related Options | - |












5Y

Information about previous performance does not guarantee future performance.
Source: FactSet

Price data

| | |
|---|-------------------------|
| Ø price 5 days Ø volume 5 days (pcs.) | 65.403 EUR (0) |
| Ø price 30 days Ø volume 30 days (pcs.) | 62.798 EUR (0) |
| Ø price 100 days Ø volume 100 days (pcs.) | 61.416 EUR (0) |
| Ø price 250 days Ø volume 250 days (pcs.) | - EUR (0) |
| YTD High date | 80.591 EUR (2022/01/14) |
| YTD Low date | 57.572 EUR (2022/06/16) |
| 52 Weeks High date | 80.591 EUR (2022/01/14) |
| 52 Weeks Low date | 57.572 EUR (2022/06/16) |

Recent Research

| on underlying | on sector | on market | | |
|---------------|---|-----------|-----------------------|---|
| Date | | | Headline | Download |
| 2022/05/04 |  | | Global Equity Ratings |  |
| 2022/04/27 |  | | Global Equity Ratings |  |
| 2022/04/14 |  | | Global Equity Ratings |  |
| 2022/03/29 |  | | Global Equity Ratings |  |
| 2022/03/10 |  | | Global Equity Ratings |  |