

HENKEL PREF. (HENG) - EUX/20221118

2022/07/04 18:35:18

Price
59.9717 EUR

Difference  0.97% (0.58)

General attributes

Symbol	HENGX22
Exchange	Eurex
Currency	EUR
Security type	Future
Underlying	HENKEL AG & CO VZ
Maturity	11-2022
Contract size	100

Market data

Bid (Bid size)	- EUR (-)
Ask (Ask size)	- EUR (-)
Open	59.9717 EUR
High	59.9717 EUR
Low	59.9717 EUR
Close (prev. day)	59.3945 EUR
Underlying	HENKEL AG & CO VZ
Underlying price (date)	60.70 (22/07/05)
Settlement price (date)	59.97 (22/07/04)
Open Interest	400

Performance and Risk

	6m	1Y	3Y
Perf (%)	-16.19%	-	-
Perf (abs.)	-11.59	-	-
Beta	-	-	-
Volatility	34.02	31.02	31.02

Futures and Options

Related Futures	-
Related Options	-

5Y











Information about previous performance does not guarantee future performance.
Source: FactSet

Price data

Ø price 5 days Ø volume 5 days (pcs.)	59.6994 EUR (0)
Ø price 30 days Ø volume 30 days (pcs.)	60.8266 EUR (0)
Ø price 100 days Ø volume 100 days (pcs.)	62.5956 EUR (0)
Ø price 250 days Ø volume 250 days (pcs.)	- EUR (0)
YTD High date	80.5910 EUR (2022/01/14)
YTD Low date	57.5720 EUR (2022/06/16)
52 Weeks High date	80.5910 EUR (2022/01/14)
52 Weeks Low date	57.5720 EUR (2022/06/16)

Recent Research

on underlying	on sector	on market		
Date			Headline	Download
2022/05/04			Global Equity Ratings	
2022/04/27			Global Equity Ratings	
2022/04/14			Global Equity Ratings	
2022/03/29			Global Equity Ratings	
2022/03/10			Global Equity Ratings	