



HEIDELBERGCEMENT (HEFG) - EUX/20221118

2022/10/07 18:47:22

Price
40.7821 EUR

Difference  **-2.02% (-0.84)**

General attributes

Symbol	HEFGX22
Exchange	Eurex
Currency	EUR
Security type	Future
Underlying	HEIDELBERGCEMENT AG
Maturity	11-2022
Contract size	100

Market data

Bid (Bid size)	- EUR (-)
Ask (Ask size)	- EUR (-)
Open	40.7821 EUR
High	40.7821 EUR
Low	40.7821 EUR
Close (prev. day)	41.6222 EUR
Underlying	HEIDELBERGCEMENT AG
Underlying price (date)	40.74 (22/10/07)
Settlement price (date)	40.78 (22/10/07)
Open Interest	0

Performance and Risk

	6m	1Y	3Y
Perf (%)	-12.58%	-	-
Perf (abs.)	-5.99	-	-
Beta	-	-	-
Volatility	33.76	34.61	34.61

Futures and Options

Related Futures	-
Related Options	-











5Y

Information about previous performance does not guarantee future performance.
 Source: FactSet

Price data

Ø price 5 days Ø volume 5 days (pcs.)	41.8994 EUR (0)
Ø price 30 days Ø volume 30 days (pcs.)	44.1112 EUR (0)
Ø price 100 days Ø volume 100 days (pcs.)	47.9470 EUR (0)
Ø price 250 days Ø volume 250 days (pcs.)	- EUR (0)
YTD High date	65.5466 EUR (2022/02/16)
YTD Low date	39.6456 EUR (2022/09/29)
52 Weeks High date	65.5466 EUR (2022/02/16)
52 Weeks Low date	39.6456 EUR (2022/09/29)

Recent Research

on sector	on market		
Date		Headline	Download
2022/10/05		Global Equity Ratings	
2022/09/26		Global Equity Ratings	
2022/09/01		Global Equity Ratings	
2022/08/25		Global Equity Ratings	
2022/08/18		Global Equity Ratings	